



YTC RESOURCES LTD

ASX: YTC

Gold

Lead

Zinc

Silver

Copper

FULLY FUNDED HIGH-GRADE DEVELOPMENT
AND EXPLORATION UPSIDE

OCTOBER 2013

DISCLAIMER

- This presentation has been prepared by YTC Resources Limited ("YTC" or the "Company"). It should not be considered as an offer or invitation to subscribe for or purchase any securities in the Company or as an inducement to make an offer or invitation with respect to those securities. No agreement to subscribe for securities in the Company will be entered into on the basis of this presentation. It is not to be distributed to third parties without the consent of YTC.
- This presentation contains forward-looking statements and projected drilling schedules that are not based on historical fact, including those identified by the use of forward-looking terminology containing such words as "believes", "may", "will", "estimates", "continue", "anticipates", "intends", "expects", "should", "schedule", "program", "potential" or the negatives thereof and words of similar import.
- Management of YTC cautions that these forward-looking statements are subject to risks and uncertainties that could cause actual events or results to differ materially from those expressed or implied by the statements. Management believes that the estimates are reasonable, but should not unduly be relied upon.
- YTC makes no representation, warranty (express or implied), or assurance as to the completeness or accuracy of these projections and, accordingly, expresses no opinion or any other form of assurance regarding them. Management does not intend to publish updates or revisions of any forward-looking statements included in this document to reflect YTC's circumstances after the date hereof or to reflect subsequent market analysis.
- By its very nature exploration for gold and copper is a high risk business and is not suitable for certain investors. YTC securities are speculative. Potential investors should consult their stockbroker or financial advisor. There are a number of risks, both specific to YTC and of a general nature which may affect the future operating and financial performance of YTC and the value of an investment in YTC including and not limited to economic conditions, stock market fluctuations, gold, copper and silver price movements, regional infrastructure constraints, securing drilling rigs, timing of approvals from relevant authorities, regulatory risks, operational risks, reliance on key personnel and foreign currency fluctuations.
- You should not act or refrain from acting in reliance on this presentation material. This overview of YTC does not purport to be all inclusive or to contain all information which its recipients may require in order to make an informed assessment of the Company's prospects. You should conduct your own investigation and perform your own analysis in order to satisfy yourself as to the accuracy and completeness of the information, statements and opinions contained in this presentation before making any investment decision.

HERA AND NYMAGEE PROJECTS

FULLY FUNDED HIGH-GRADE Au-Pb-Zn-Ag-Cu DEVELOPMENT WITH MAJOR EXPLORATION UPSIDE

STAGE 1: HERA DEPOSIT (YTC-100%) – DEVELOPMENT UNDERWAY

- Near-term, **high-grade gold-lead-zinc-silver** development
- Average annual production exceeds 50kozpa Au Eq. over initial mine life of 7.3 years
- Operating costs ~A\$400/ounce Au** after Pb-Zn credits
- Hera deposit open to north and south
- Development fully funded

STAGE 2: NYMAGEE DEPOSIT (YTC-95%) – EXPANDING COPPER DISCOVERY

- Maiden Resource: 8.1Mt @ 1.2% Cu, 0.3% Pb, 0.7% Zn and 9g/t Ag
- **High grade copper-lead-zinc & silver** open to north and at depth
- Strong geological analogue to the giant CSA Mine
- Development fully funded – feasibility studies underway

Hera –Nymagee Deposits: Contained Metal in JORC Resources*

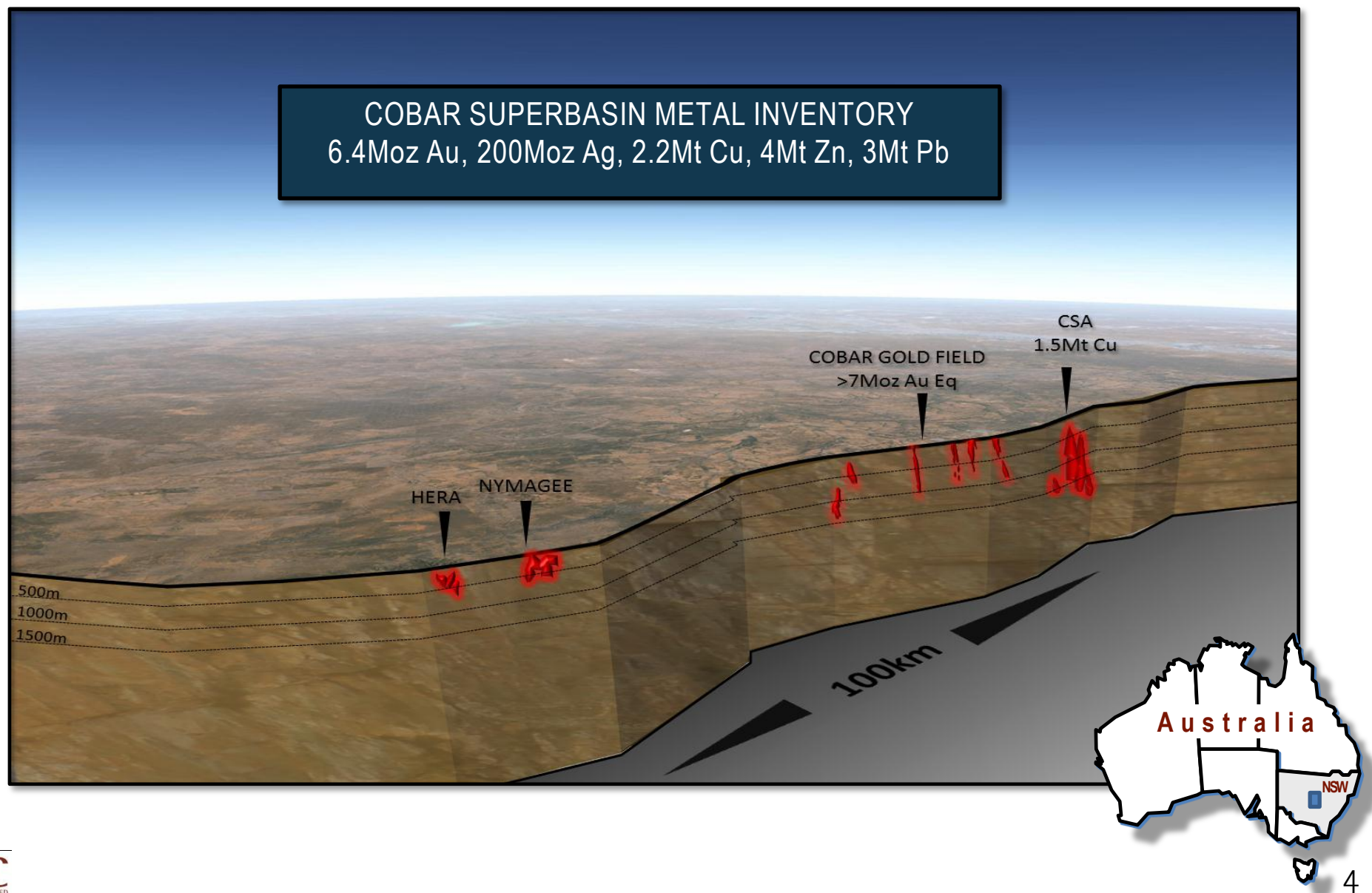
	Gold (Oz)	Silver (Oz)	Copper (Tonnes)	Lead (Tonnes)	Zinc (Tonnes)
HERA DEPOSIT	321,832	1,308,320	4,042	67,278	93,870
NYMAGEE DEPOSIT	-	2,342,638	95,935	26,964	52,963
TOTALS	321,832	3,650,958	99,977	94,242	146,833

*Refer Appendix 1– Resources and Reserves

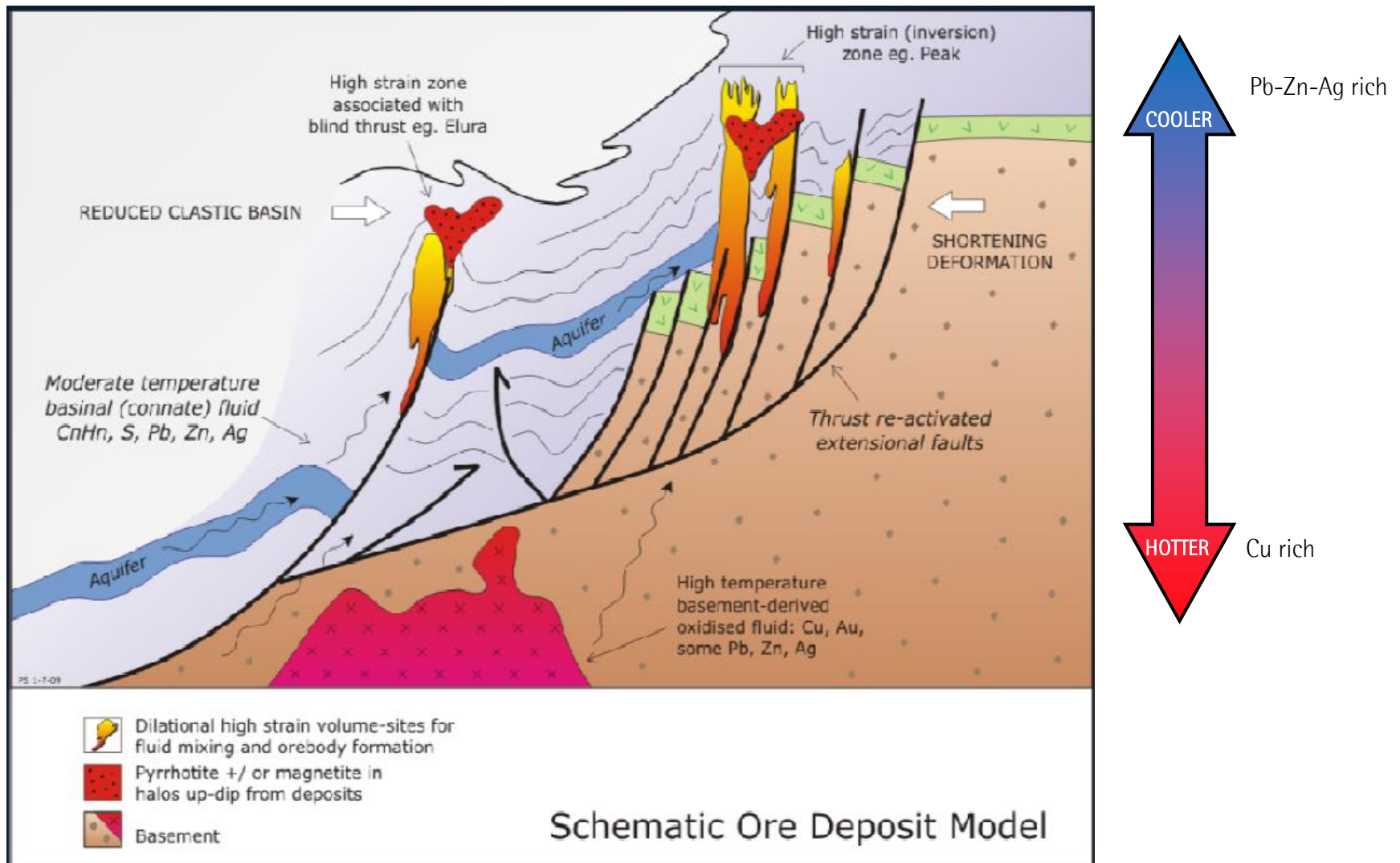
** As per Hera DFS metal price and exchange rate assumptions - refer Appendix 3

COBAR SUPERBASIN DEPOSITS

SCHEMATIC



COBAR SUPERBASIN DEPOSITS



CORPORATE SNAPSHOT

CORPORATE

Shares on issue (ASX:YTC)	267.9 million
Options & Performance Rights	7.5 million
Market Capitalisation (at 25cps)	\$67 million
Est cash Sept 2013 – YTC Corporate	\$2.3 million
Undrawn Funding Facilities	\$110 million
Price Protection – Gold Puts @ A\$1500/oz	29,000oz Au*

SUMMARY – GLENCORE PROJECT FINANCING

Placement – 9.39m shares at 31.4c	\$2.95m
Facility A – BBSW + 4%. Converting at YTC's election - \$0.251	\$20m
Facility B – BBSW + 4%. Converting at YTC's election – 60 day VWAP	\$50m
Facility C – BBSW + 4.5%.	\$30m
Facility D – BBSW + 4.5%: Nymagee Development	\$50m
Facility E – BBSW + 4.5%: Put Option Cover Facility	\$5m
TOTAL	\$157.95m



HERA DEVELOPMENT UNDERWAY



Hera Contractors area – looking south to TSF

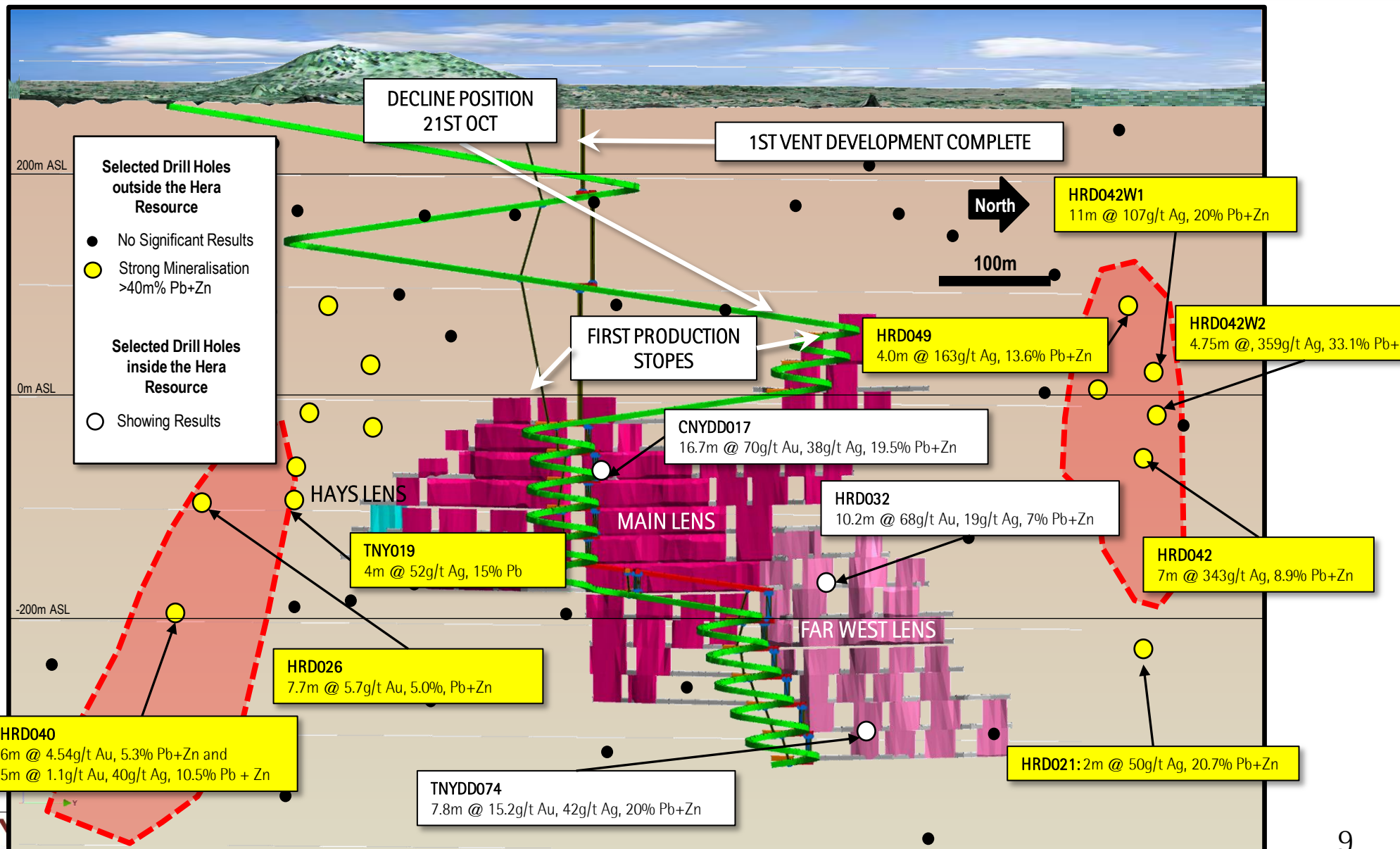
HERA DEVELOPMENT UNDERWAY



Hera Boxcut and Portal

HERA GOLD-LEAD-ZINC DEPOSIT

DEVELOPMENT AND DEPOSIT EXTENSIONS



HERA DEVELOPMENT

KEY METRICS – STAGE 1 HERA DEVELOPMENT

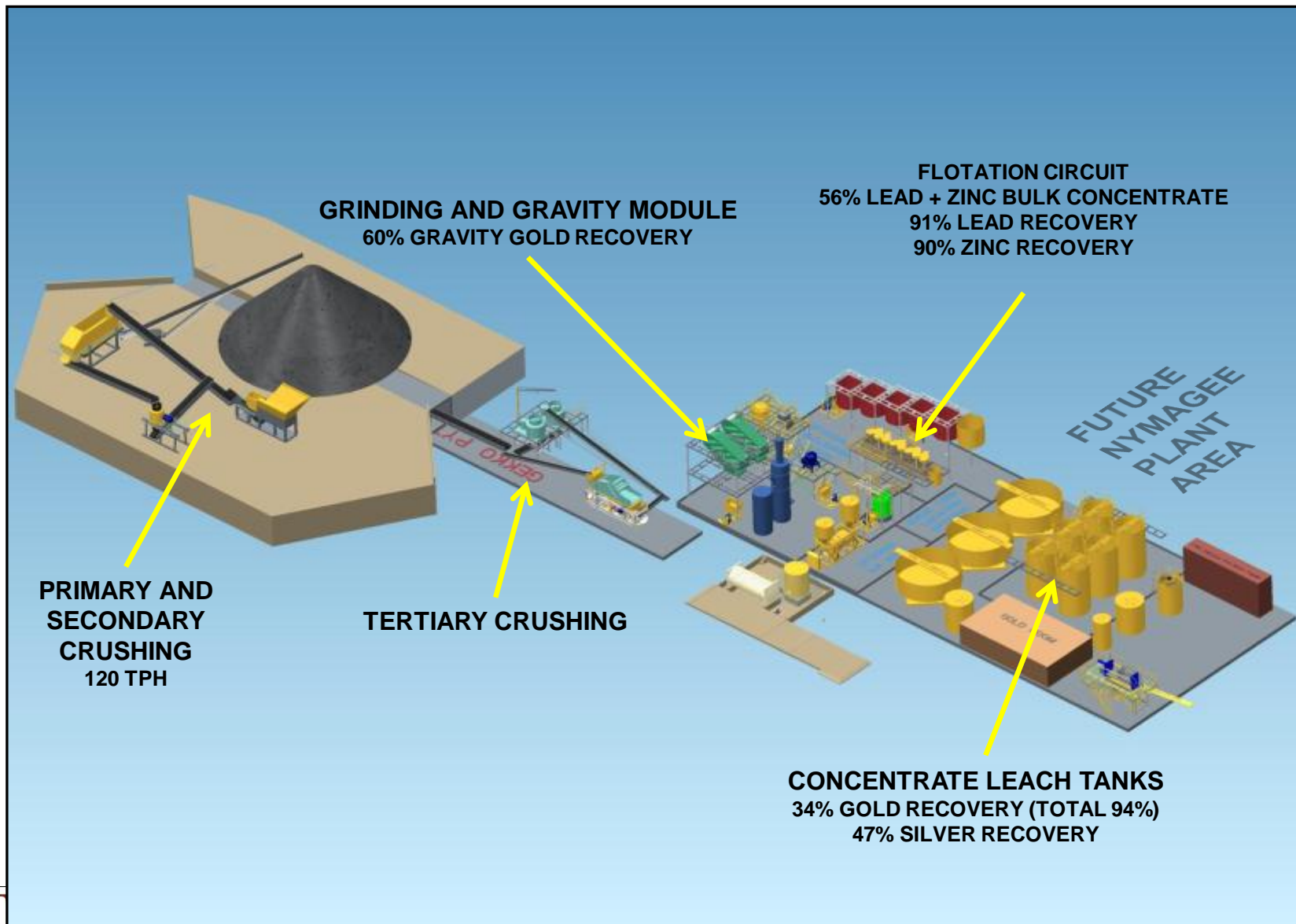
Resource	677,200 ounces Au Eq. at 8.6 g/t Au Eq.*
Reserve	423,471 ounces Au Eq. at 7.0 g/t Au Eq.*
Initial Mine Life	7.3 years
Project Revenue (Stage 1 Only)	>\$510 million
Average Annual Production	>50,000oz Au Eq.
Operating Costs (for 30,000oz pa after Pb-Zn credits)	A\$395/ounce**
Recoveries (average over initial LOM)	Gold = 94% Lead and Zinc = > 90%
Pre-Production Capital	\$73.5 million

*Refer Appendix 3– Gold Equivalent Calculations

** Refer Appendix 5 – Hera DFS Detail

HERA DEVELOPMENT

MODULAR PROCESS FACILITY



HERA DEVELOPMENT

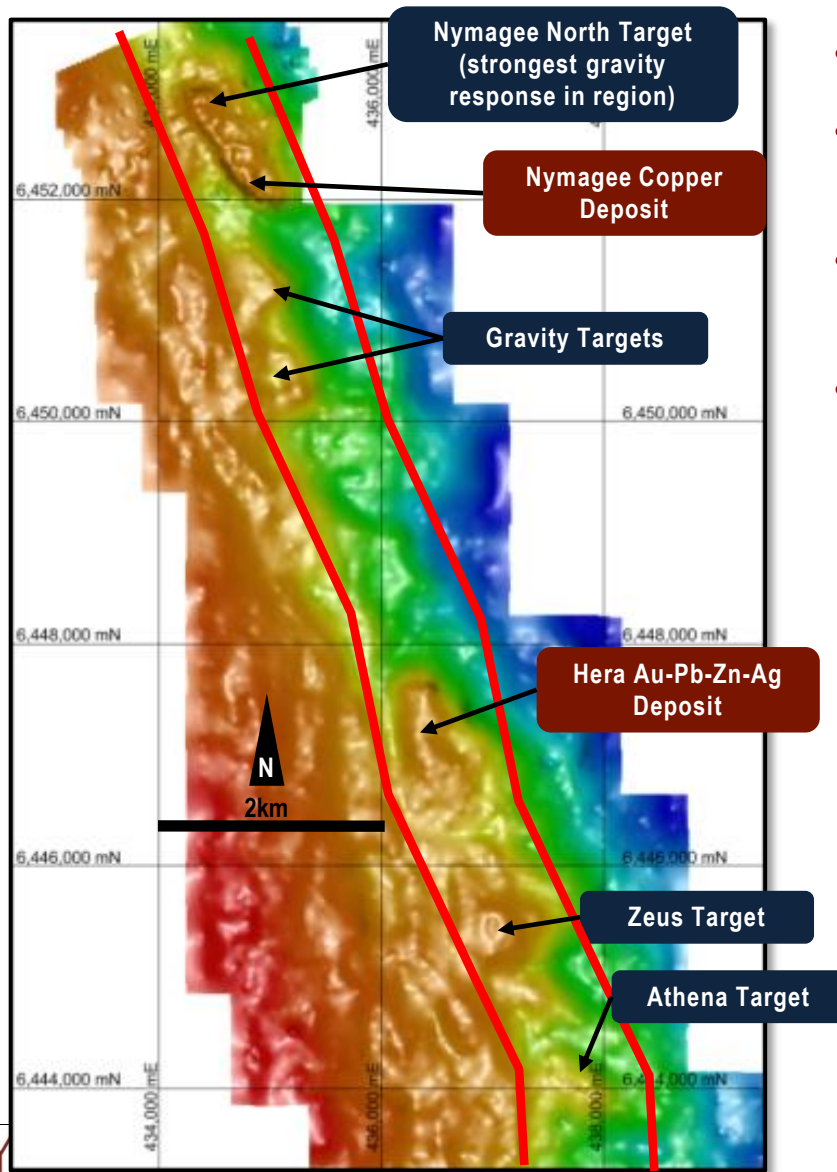
DEVELOPMENT UNDERWAY

- Decline commenced January 2013 – Underground advance to ~1730m (at 21st Oct)
- First Production Q3 2014

	Quarter							
	Mar-13	Jun-13	Sep-13	Dec-13	Mar-14	Jun-14	Sep-14	Dec-14
Mine								
Mine: Ore to the ROM								
Full Scale Ore Production								
Mill								
Mill Construction								
Mill Practical Completion								
Mill Commissioning								
Mill Acceptance								
Milling Ramp Up								
Full Scale Mill Production								
Tailings Dam								
Stage 1								
Mine Camp								
Stage 1								
Stage 2								
Revenue								
First gold sales								
First base metal sales								

PROSPECTIVITY

HERA-NYMAGEE CORRIDOR

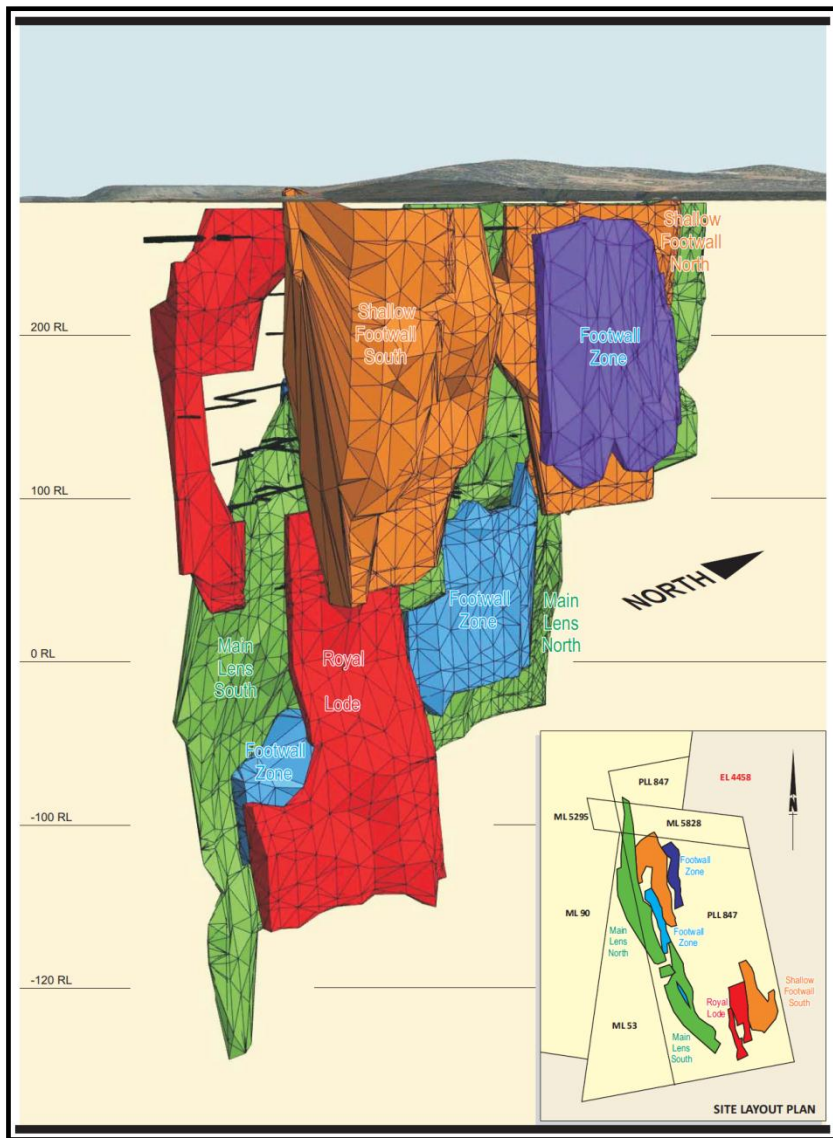


- Hera-Nymagee corridor remains highly prospective
- The Hera & Nymagee deposits are both marked by prominent gravity highs
- Numerous gravity targets defined by detailed ground gravity along 7km of strike
- Hera-Nymagee corridor evolving into Cobar field equivalent




NYMAGEE COPPER DEPOSIT

3D ISOMETRIC



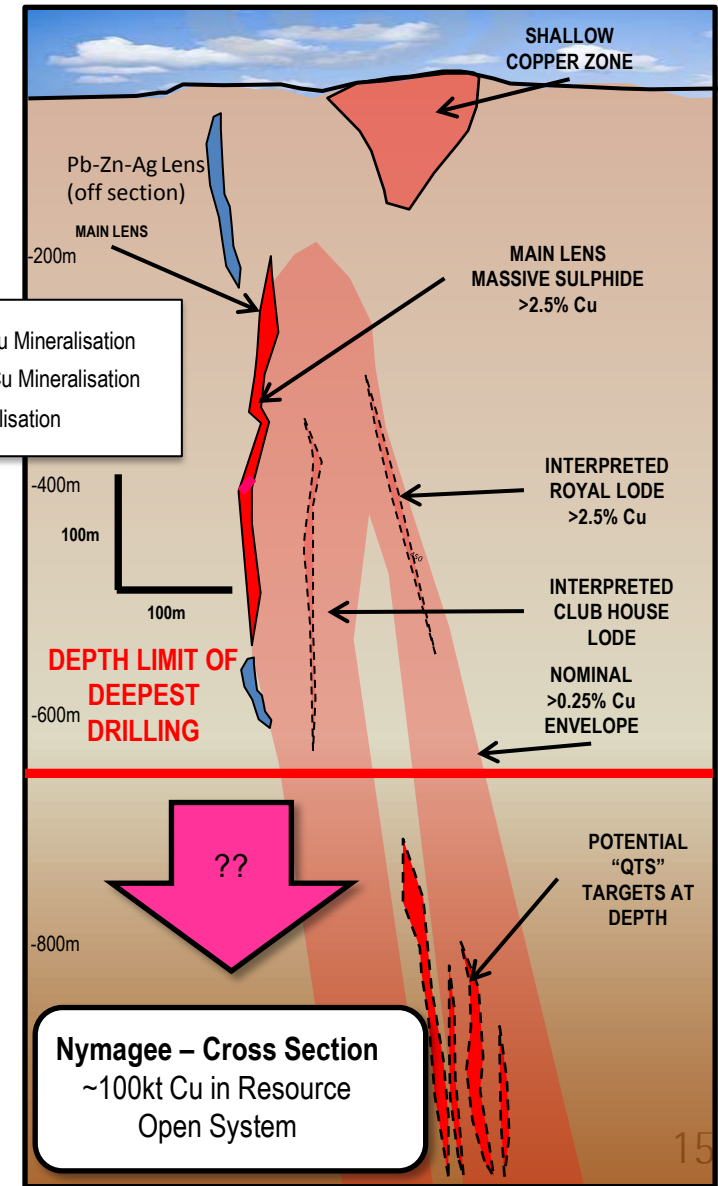
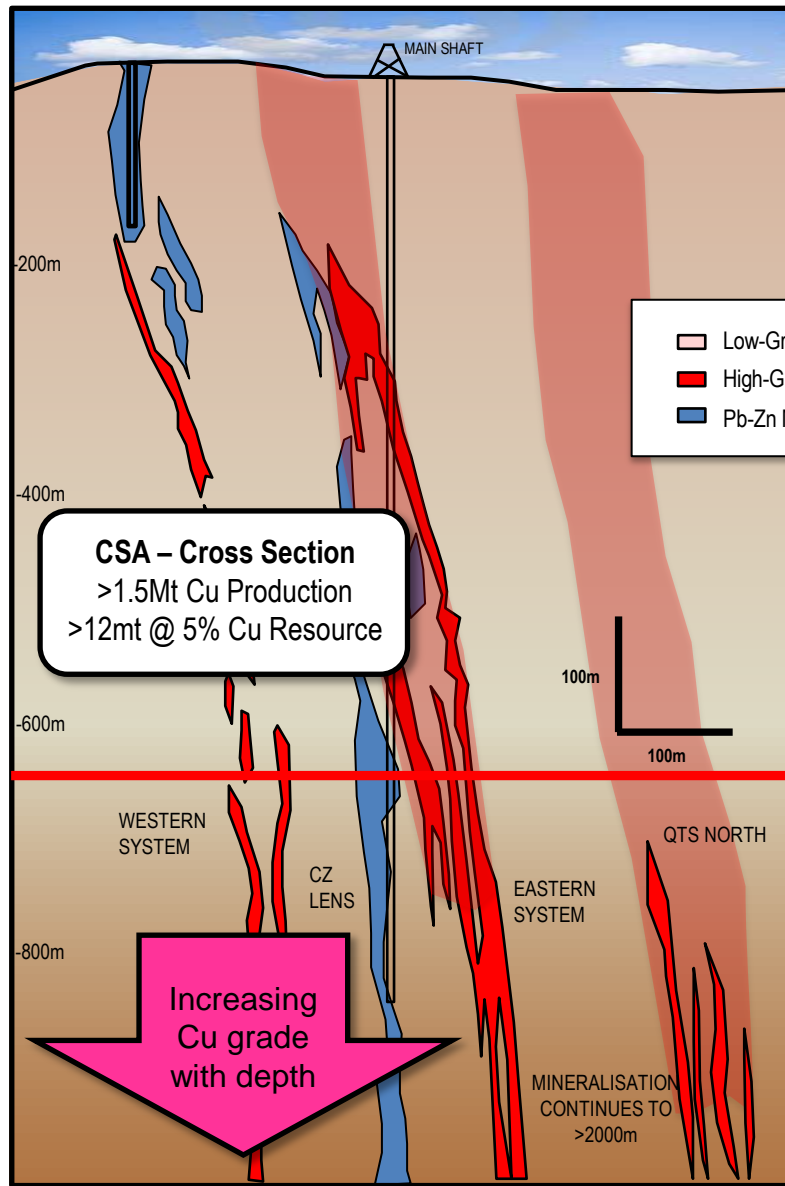
- Historical production ~ 420,000t @ 5.8% Cu
- Maiden JORC Nymagee Resource in Dec 2011, after discovery of high grade copper in Oct 2010.
- 8.1Mt @ 1.2% Cu, 0.3% Pb, 0.7% Zn and 9g/t Ag
- Open to the north and at depth
- Represents an analogue to the upper part of a CSA style copper system



NYMAGEE COPPER DEPOSIT vs CSA

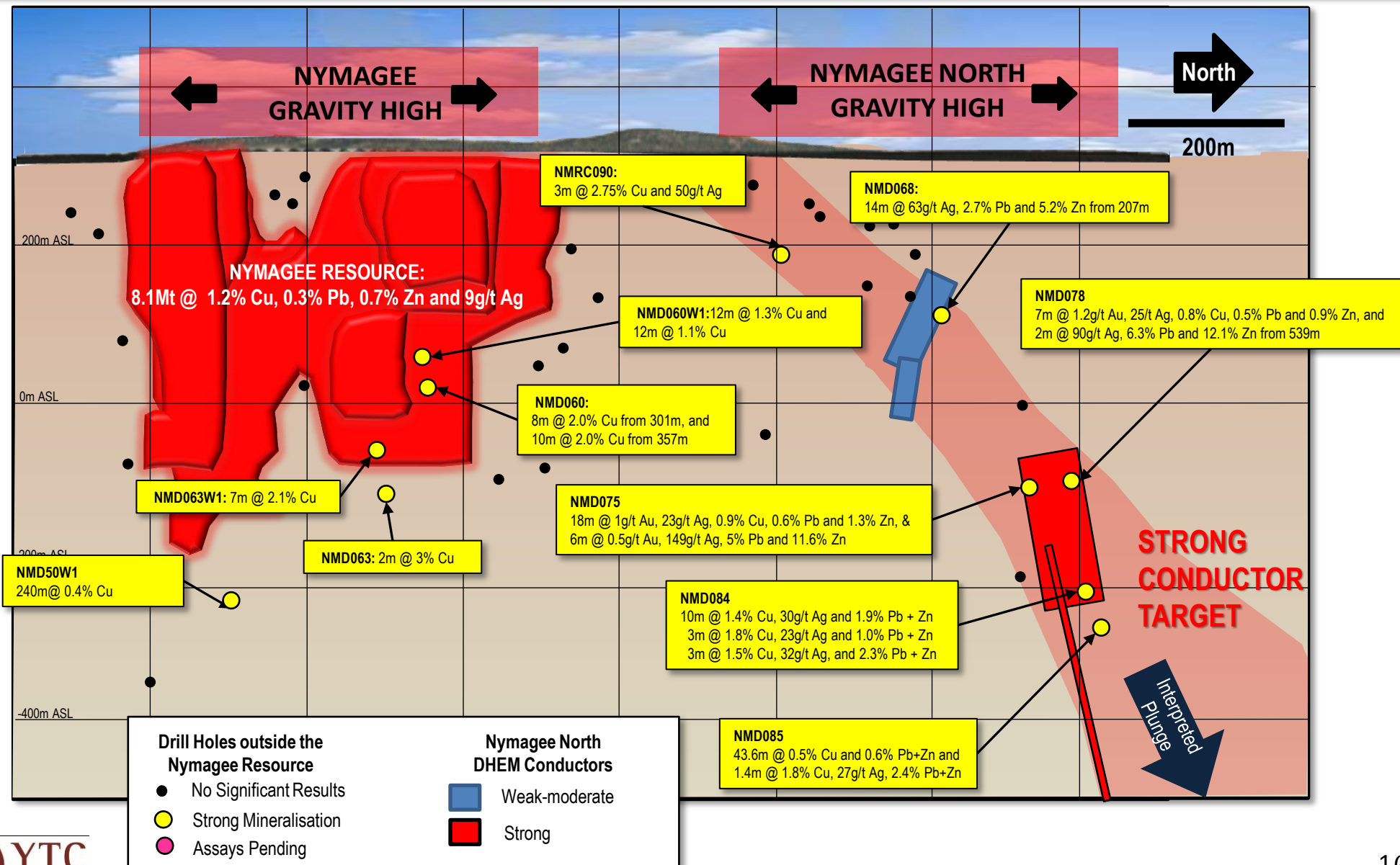
SCHEMATIC CROSS SECTION COMPARISON - LOOKING NORTH

- Nymagee evolving as the upper part of a 'CSA' style Cobar deposit
- CSA copper system extends to >2km
- Model suggests increasing copper grade with increasing depth
- Additional 1.5km depth potential to explore



NYMAGEE COPPER DEPOSIT

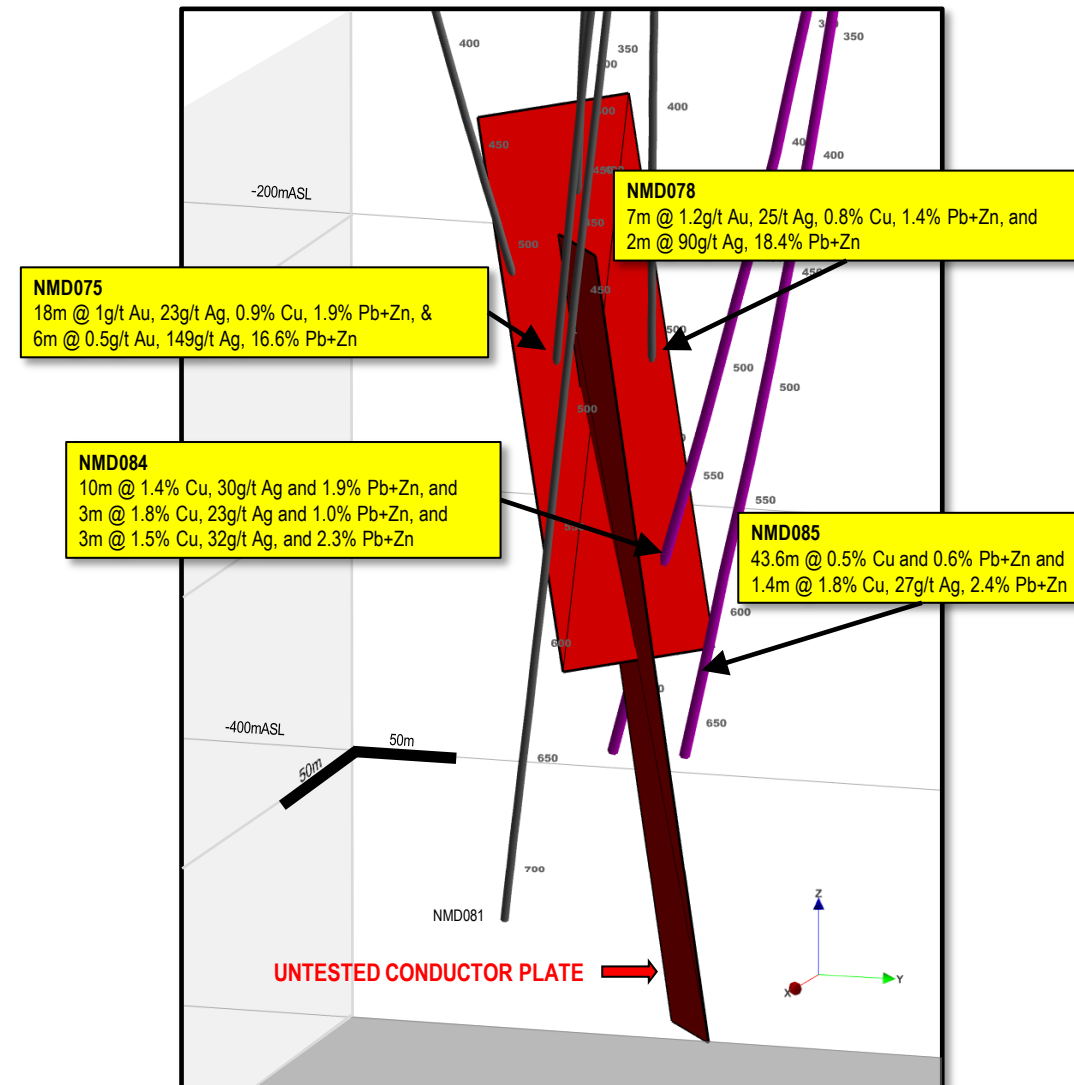
OPEN TO NORTH AND AT DEPTH – NYMAGEE LONG SECTION



NYMAGEE NORTH

VERY STRONG CONDUCTORS – MAIN CONDUCTOR PLATE YET TO BE TESTED

- Nymagee North proving broad copper-lead-zinc-silver intersections
- Consistent with upper part of Cobar ore system
- Model suggests increasing copper grade with increasing depth
- Strong conductor target not yet intersected by drilling
- Drilling continuing



HERA-NYMAGEE SUMMARY

FULLY FUNDED HIGH-GRADE Au-Pb-Zn-Ag-Cu DEVELOPMENT WITH EXPLORATION UPSIDE

- Full scale Hera Project development underway and set to deliver:
 - >\$510 million in revenue in Stage 1 (Hera)
 - Operating Costs of ~A\$400/ounce Au* after Pb-Zn credits
 - Initial Mine Life of 7.3 years
- Hera development to establish strong foundation for development of Nymagee in Stage 2
- Hera Project Permits Approved and development commenced
- Feasibility Study evaluating integration of Hera-Nymagee continuing
- Hera & Nymagee continue to expand with further exploration
 - Economic intersections along strike and at depth
- Experienced management and board assembled for transition from explorer to developer/producer
- Turning GRADE into SCALE – the 'COBAR OPTION'

* As per Hera DFS metal price and exchange rate assumptions - refer Appendix 3



HERA
COMMENCEMENT

HERA PRODUCTION
50,000oz Au Eq pa
Low Op Costs

HERA + NYMAGEE INTEGRATED
AU-CU-PB-ZN-AG PROD'N
Est. + 100,000oz Au Eq

DISCOVERY

GROWTH

YTC Resources Limited

ASX:YTC

2 Corporation Place

ORANGE NSW 2800

T: +61 2 6361 4700

E: office@ytcresources.com

www.ytcresources.com

BUILDING A MID-TIER MINING COMPANY

APPENDIX 1:

RESOURCES AND RESERVES

MINERAL RESOURCE ESTIMATE- HERA DEPOSIT - JUNE 2011									
Category	Tonnes	NSR (A\$)	Au g/t	Ag g/t	Cu %	Pb %	Zn %	Au Eq (g/t)	Contained Au Ozs Eq
Indicated	2,113,000	243	4.2	17.0	0.2	2.8	3.9	9.2	
Inferred	330,000	207	3.5	14	0.1	2.3	3.3	7.5	
Total	2,444,000	238	4.1	16.7	0.2	2.8	3.8	8.6	677,200

PROBABLE ORE RESERVE: HERA DEPOSIT – DFS: SEPT 2011									
SOURCE	Tonnes	Au (g/t)	Ag (g/t)	Cu (%)	Pb (%)	Zn (%)	Au Eq (g/t)	Contained Au Ozs Eq	
Development Sub-total	278,158	2.86	13.06	0.13	2.26	3.19			
Stope Sub-Total	1,597,760	3.72	15.39	0.17	2.56	3.55			
MINE PROBABLE RESERVE	1,875,918	3.59	15.04	0.16	2.51	3.50	7.00	423,471	

MINERAL RESOURCE ESTIMATE- NYMAGEE DEPOSIT – DEC 2011						
Description	Cut Off	Tonnes	Cu %	Pb %	Zn %	Ag g/t
INDICATED						
Shallow Cu Resource (above 90mRL)	0.3% Cu	5,147,000	1.00	0.10	0.20	5
Deeper Cu Resource (below 90m RL)	0.75% Cu	1,984,000	1.80	0.30	0.60	11
Lead-Zinc-Silver Lens	5% Pb + Zn	364,000	0.50	4.40	7.80	41
INFERRED						
Deeper Cu Resource (below 90m RL)	0.75% Cu	601,000	1.30	0.10	0.20	8
GLOBAL		8,096,000	1.20	0.30	0.70	9
Contained Metal (tonnes)			96,000	27,000	53,000	69

APPENDIX 2: OTHER PROJECTS

KADUNGLE COPPER-GOLD

Large scale, porphyry copper-gold target. Highlight intersections over +2km strike:

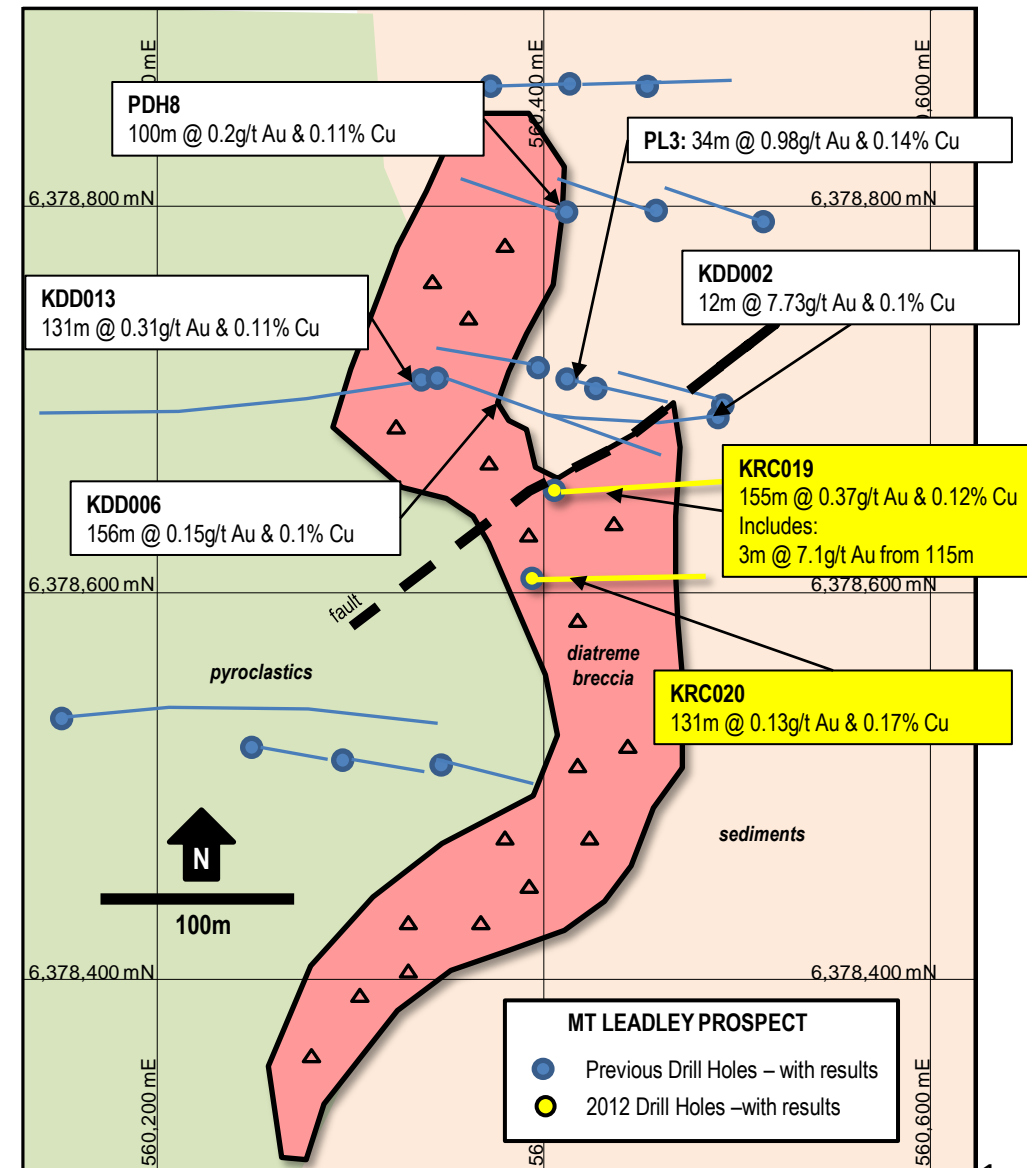
KDD002: 12m @ 7.73g/t Au & 0.1% Cu

KRRC019: 154m @ 0.37g/t Au & 0.12% Cu from 0m, including:
3m @ 7.08g/t Au and 0.31% Cu from 15m

KDD001: 97m @ 0.63g/t Au

KDD013: 131m @ 0.31g/t Au & 0.11% Cu

PL3: 34m @ 0.98g/t Au & 0.14% Cu



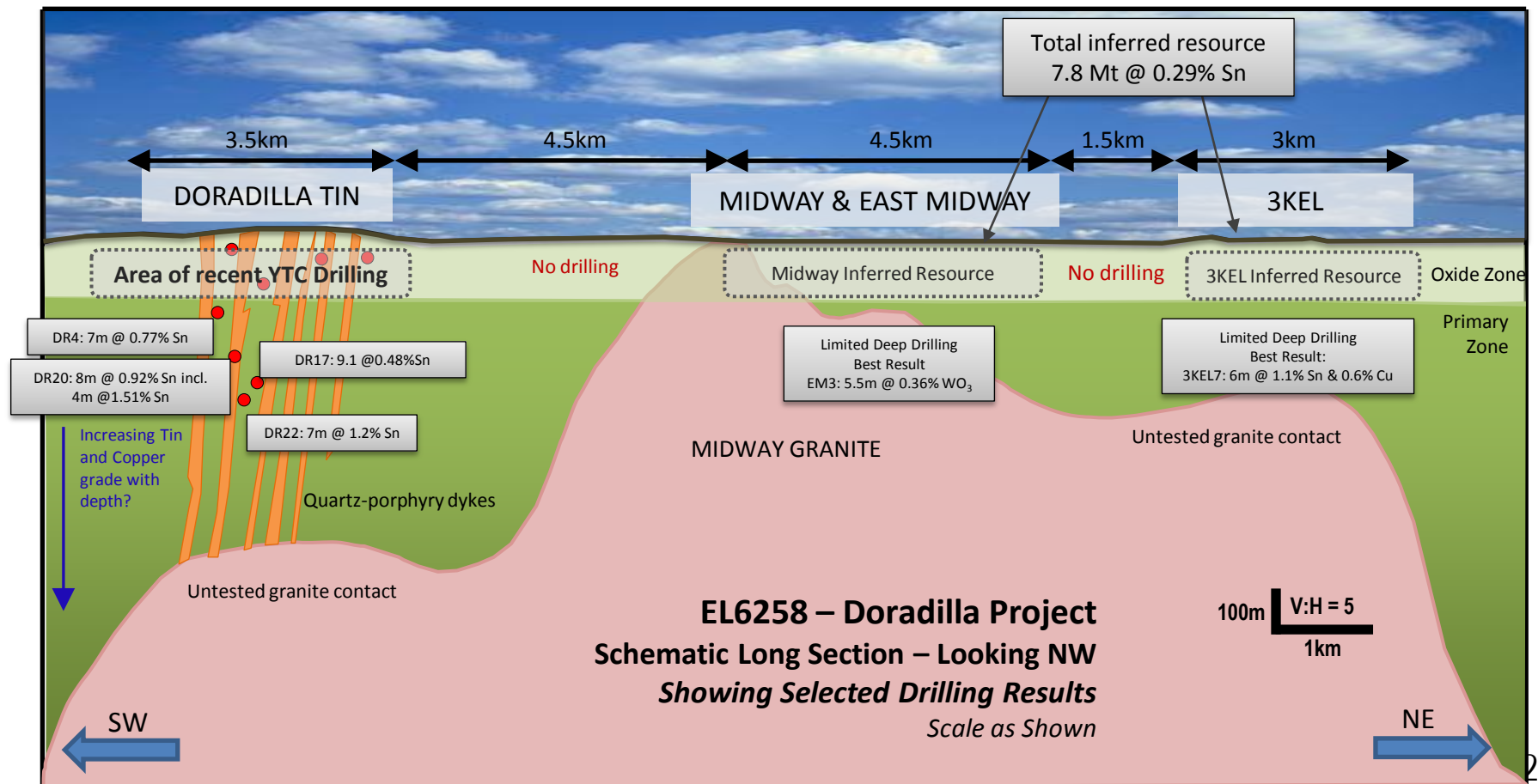
APPENDIX 2: OTHER PROJECTS

DORADILLA: TIN-COPPER-SILVER-LEAD-ZINC

16km skarn zone hosting large scale tin mineralisation with associated copper, silver, lead, zinc and indium. Recent Drill results:

- DRAC004: 7m @ 0.93% Sn from 10m
- DRAC006: 6m @ 0.61% Sn from 44m
- DRAC009: 10m @ 1.09% Sn from 80m

JORC resource on oxide zone at Midway and 3KEL prospects: 7.8Mt @ 0.29% Sn

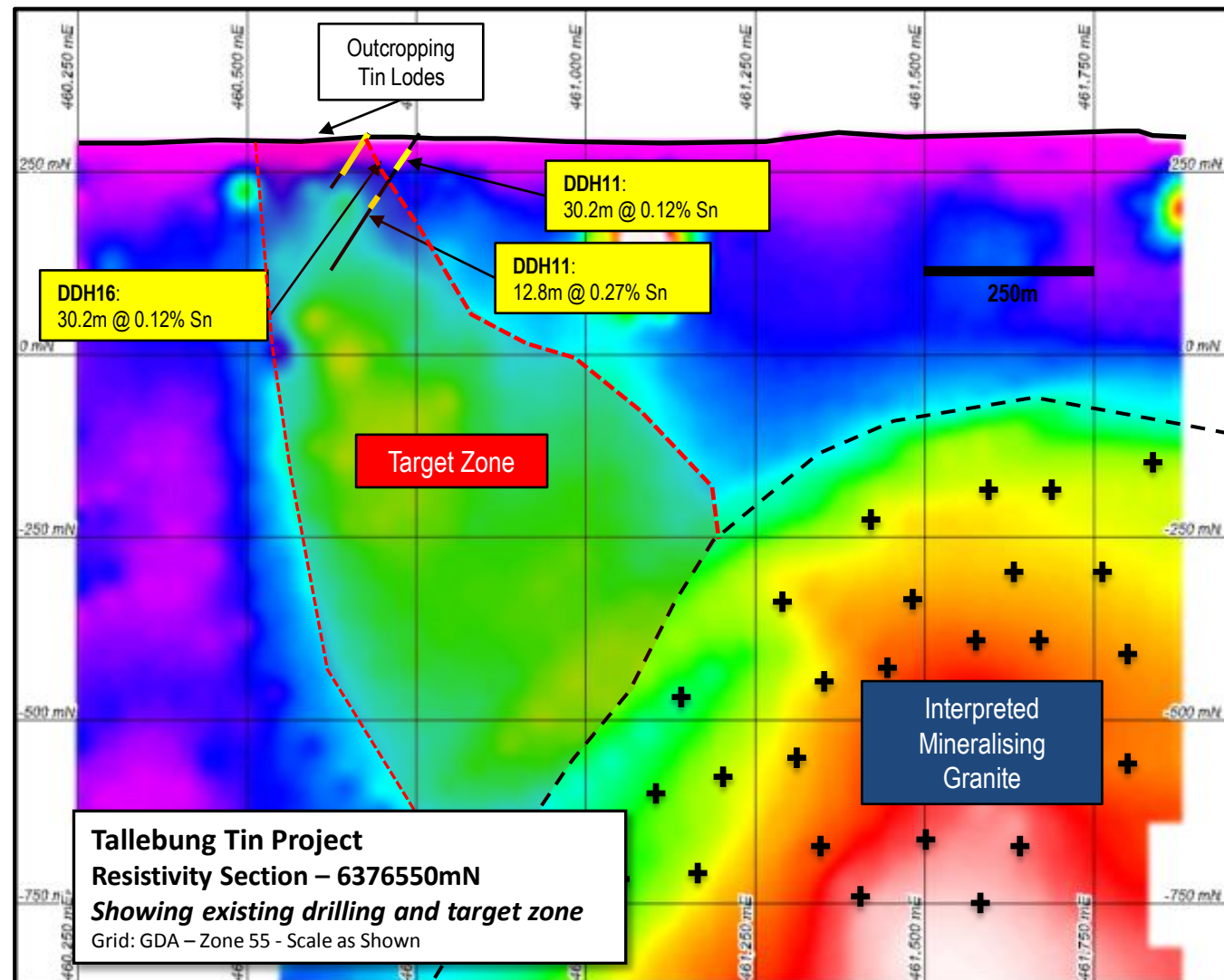


APPENDIX 2: OTHER PROJECTS

TALLEBUNG: TIN

Very large scale 'porphyry' tin target remains untested.

Negotiations with Native Title claimants continues.



APPENDIX 3

GOLD EQUIVALENT CALCULATIONS – HERA DFS & HERA RESERVE

This presentation makes references to the Hera Ore Reserve, DFS outputs and metal equivalents. It is the Company's opinion that all the elements included in the metal equivalents calculation have a reasonable potential to be recovered.

Au Equivalent calculation formula = (Metal price x metal grade) ÷ (gold price per oz ÷ 31.1)

The following metal prices, exchange rates and metal recoveries and payabilities were used for the calculation of a gold equivalent.

Metal	Recovery	Payability	Source
Au	94%	100%	YTC Metallurgical testwork and Marketing Study
Cu	88%	0%	YTC Metallurgical testwork and Marketing Study
Pb	91%	95%	YTC Metallurgical testwork and Marketing Study
Zn	90%	85%	YTC Metallurgical testwork and Marketing Study
Ag to dore	47%	100%	YTC Metallurgical testwork and Marketing Study
Ag to Bulk Con	46%	0%	YTC Metallurgical testwork and Marketing Study

Metal	Price	Source
Au	US\$1450/oz	20% discount to spot
Pb	US\$2,500/t	LME 15 month buyer
Zn	US\$2,318/t	LME 15 month buyer
Ag	US\$32/oz	20% discount to spot
AUD/USD	1.00	Consensus Forecast

APPENDIX 3

GOLD EQUIVALENT CALCULATIONS – HERA RESOURCE

This presentation makes a number of references to metal equivalents. These metal equivalent values refer to those included with Hera Resource Estimate released to the ASX on 2nd June 2011

It is the company's opinion that all the elements included in the metal equivalents calculation have a reasonable potential to be recovered.

Au Equivalent calculation formula = (Metal price x metal grade) ÷ (gold price per oz ÷ 31)

The following metal prices, exchange rates and metal recoveries and payabilities were used in the estimation of “net recoverable ore value per tonne (NSR)” and for the calculation of a gold equivalent.

Metal	Recovery	Payability	Source
Au	94%	100%	YTC Metallurgical testwork and Marketing Study
Cu	88%	0%	YTC Metallurgical testwork and Marketing Study
Pb	91%	95%	YTC Metallurgical testwork and Marketing Study
Zn	90%	85%	YTC Metallurgical testwork and Marketing Study
Ag to dore	47%	100%	YTC Metallurgical testwork and Marketing Study
Ag to Bulk Con	46%	0%	YTC Metallurgical testwork and Marketing Study

Metal	Price	Source
Au	US\$1200/oz	90% of Consensus forecast, to May 2013 <i>Consensus economics, May2011</i>
Cu	US\$8,370/t	90% of Consensus forecast, to May 2013 <i>Consensus economics, May2011</i>
Pb	US\$2,420/t	90% of Consensus forecast, to May 2013 <i>Consensus economics, May2011</i>
Zn	US\$2,425/t	90% of Consensus forecast, to May 2013 <i>Consensus economics, May2011</i>
Ag	US\$27/oz	90% of Consensus forecast, to May 2013 <i>Consensus economics, May2011</i>
AUD/USD	0.90	

APPENDIX 4

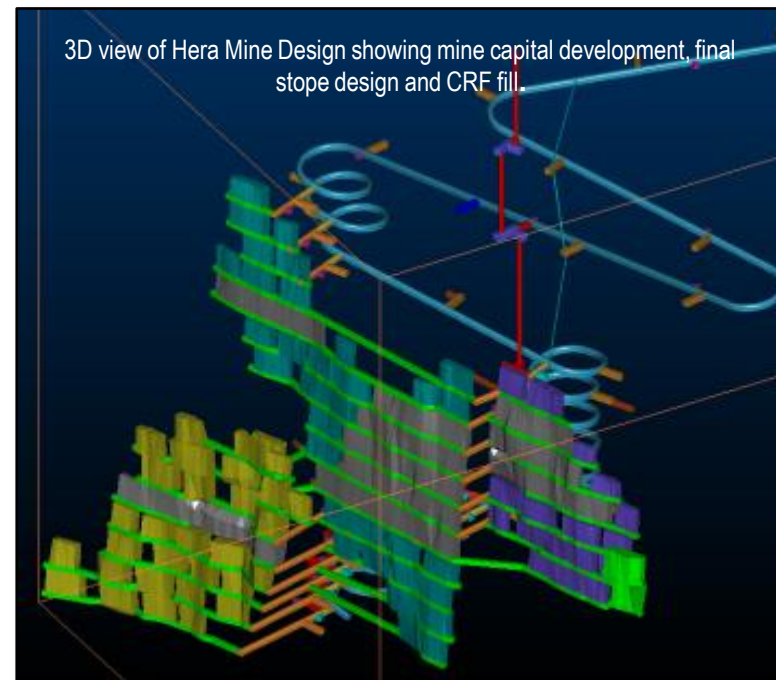
BOARD OF DIRECTORS

Anthony Wehby <i>Non-Executive Chairman</i>	<p>Partner of PricewaterhouseCoopers Australia (Coopers & Lybrand) for 19 years specialising in the provision of corporate finance advice. Anthony is based in Sydney and maintains a consulting practice providing advice on mergers and acquisitions, IPO's, funding and valuations</p>
Rimas Kairaitis <i>Managing Director</i>	<p>Geologist with over 18 years experience in minerals exploration and resource development in gold, base metals and industrial metals. Mr Kairaitis has a strong record of exploration success in NSW.</p>
Gary Comb <i>Non-Executive Director</i>	<p>Mr Comb is an engineer and mining industry veteran with over 26 years experience in the Australian Mining Industry. From 2003, Mr Comb was Managing Director of Jabiru Metals Limited, taking the Jaguar Copper/Zinc Project from discovery through feasibility, construction to operations. Jabiru Metals was taken over by Independence Group Limited for A\$532 million in 2011.</p>
Mark Milazzo <i>Non-Executive Director</i>	<p>Mr Milazzo is a Mining Engineer with 30 years experience in mining operations. Mr Milazzo was previously the General Manager of BHP's Olympic Dam Mine, Western Mining Corporation's Kambalda Nickel Operations and the General Manager of mining contractor HWE Mining. He is a Fellow of the Australasian Institute of Mining and Metallurgy.</p>
Robin Chambers <i>Non-Executive Director</i>	<p>A lawyer with over 30 years experience in the resources sector. He is the Senior Partner of Chambers & Company, an international law firm based in Melbourne, and Special Counsel – China for its affiliate, the New York law firm of Chadbourne & Parke (Beijing, China).</p>
Christine Ng <i>Non-Executive Director</i>	<p>Christine is an Executive Director of China Yunnan Tin Minerals Group Co. Ltd (listed on Hong Kong Stock Exchange).</p>
Dr Wenxiang Gao <i>Non-Executive Director</i>	<p>Over 20 years experience as a senior mining engineer in China. Dr Gao is the General Manager of Yunnan Tin Group, the world's largest tin producer.</p>
Mike Menzies <i>Non-Executive Director</i>	<p>Mr Menzies is a mining industry veteran with over 30 years industry experience with major mining houses including MIM and Glencore</p>

APPENDIX 5: HERA DEVELOPMENT

DFS – SEPTEMBER 2011

	HERA DFS
Diluted Reserve (tonnes)	1,875,918
Diluted Reserve Grade	
• g/t Au (on gold equivalent basis)	7g/t Au Eq.
• Net Smelter Return (NSR)	\$218 / tonne
Mine Life (box cut to last revenue)	7.3 years
Mining & Process Rate	350,000 tpa
Payable Metal Production	
• Gold Production (to dore)	204,274 ounces
• Silver Production (to dore)	426,860 ounces
• Zinc Production	63,439 tonnes
• Lead Production	43,399 tonnes
• Gold Equivalent Production	352,324 ounces
Operating Costs	
• Mining	\$72.79 / tonne
• Milling	\$34.55 / tonne
• Offsite costs	\$49.33 / tonne
• Administration	\$14.25 / tonne
Operating Margin (after mining and milling)	\$105.33 / tonne
Operating Costs (after Pb-Zn credits)	\$394.60 / Au ounce
Pre-Production Capital Costs (to first ore)	\$73.5 million
Net Revenue (pre-tax Profit)	
• A\$1,450/oz gold price	\$94.8 million
• A\$1,750/oz gold price	\$152 million



Key DFS Inputs

Item	Input	Units	Source
Lead Price	\$2,500	US\$/Tonne	LME 15 month buyer
Zinc Price	\$2,318	US\$/Tonne	LME 15 month buyer
Gold Price	\$1,450	US\$/Ounce	20% discount to spot
Silver	\$32	US\$/Ounce	20% discount to spot
Gold Recovery to Dore	94%	Recovery	DFS Metallurgy Study
Silver Recovery to Dore	47%	Recovery	DFS Metallurgy Study
Lead Recovery to bulk Con	91%	Recovery	DFS Metallurgy Study
Zinc Recovery to bulk Con	90%	Recovery	DFS Metallurgy Study
Bulk Concentrate Grade	56%	Pb + Zn	DFS Metallurgy Study
Exchange Rate	1.00	AUD/USD	Consensus Forecast

All \$ figures are as Australian Dollars

APPENDIX 6: YTC SENIOR MANAGEMENT

BUILDING AN EXPERIENCED OPERATIONS TEAM

Dean Fredericksen –Chief Operations Officer (COO)

Dean has been closely involved on the assessment and Feasibility of the Hera and Nymagee Projects since 2009 and joined YTC as COO in March 2011. Dean brings over 20 years mine geology and project assessment experience to YTC with companies including ACM, MPI, Newcrest & Sino Gold.

Sean Pearce –Hera Project – General Manager

Sean Pearce is a Mining Engineer and has over 23 years operational experience in underground metalliferous mines. Sean joined the Company in March 2011 from Peak Gold Mines in Cobar, where he was Mining Manager since 2007.

Stuart Jeffrey – Principal Geologist – Hera & Nymagee Projects

Stuart brings 20 years of both exploration and mine geology experience to the Hera and Nymagee Projects, including a close association with the Hera Project extending back to 2004. Stuart has experience with a broad range of Companies including BHP, Triako and CBH Resources.

Mr Dan Calvert: Financial Controller – Operations

Dan Calvert is an Accountant with over 30 years mining industry experience in various operational, management and corporate roles in Australia and overseas. Dan has extensive experience in the financial management of the metalliferous sector and is familiar with the operating and financial requirements of a wide range of mining operations from narrow vein underground mines to large open pit mines and also large scale tailings retreatment. He has worked with Whim Creek Consolidated NL, Normandy Mining Ltd, MIM Ltd, Pasminco Ltd, MPI Mines Ltd and LionOre Australia as well as consulting roles with various other ASX listed and private companies.



APPENDIX 7: FUNDING STRUCTURE

Placement	Shares:	9,390,000
	Amount	A\$2,946,582.00
	Issue Price:	\$0.3138 per share (being a 25% premium to YTC's 30 day VWAP)
	Glencore Position:	The placement will increase Glencore's total shareholding in YTC to 9.9% (undiluted)
Facility A	Limit:	A\$20 million Converting Note Facility
	Conversion:	Convertible at YTC's option at \$0.251
	Interest Rate:	3M AUD BBSW + 4%
	Use of Funds:	Hera Development, Nymagee feasibility study and development, working capital
	Maturity Date:	60 months
	Drawdown Period:	12 months
Facility B	Limit:	A\$50 million Converting Note Facility
	Conversion:	Convertible at YTC's option at 60 day VWAP Price prior to conversion
	Interest Rate:	3M AUD BBSW + 4%
	Use of Funds:	Hera Development, Nymagee feasibility study and development, working capital
	Maturity Date:	60 months
	Drawdown Period:	12 months
Facility C	Limit:	A\$30 million Debt Facility
	Interest Rate:	3M AUD BBSW + 4.5%
	Use of Funds:	Hera Development, Nymagee feasibility study and development, working capital
	Maturity Date:	60 months
	Drawdown Period:	18 months
Facility D	Limit:	A\$50 million Debt Facility
	Interest Rate:	3M AUD BBSW + 4.5%
	Use of Funds:	Nymagee development
	Maturity Date:	42 months after first drawdown
	Drawdown Period:	12 months after completion of approved Nymagee bankable feasibility study or earlier with Glencore consent
Facility E	Limit:	A\$5m Debt Facility
	Interest Rate:	3M AUD BBSW + 4.5%
	Use of Funds:	Purchase of precious and/or base metal option cover.
	Maturity Date:	42 months after first drawdown
	Drawdown Period:	12 months

COMPETENT PERSONS STATEMENTS

Competent Persons Statement – Exploration Results

The information in this presentation that relates to Exploration Results is based on information compiled by Rimas Kairaitis, who is a Member of the Australasian Institute of Mining and Metallurgy. Rimas Kairaitis has sufficient experience which is relevant to the style of mineralisation and type of deposit under consideration and to the activity which he is undertaking to qualify as a Competent Person as defined in the 2004 Edition of the 'Australasian Code for Reporting of Exploration Results, Mineral Resources and Ore Reserves.' Mr Kairaitis consents to the inclusion in this report of the matters based on his information in the form and context in which it appears.

Competent Persons Statement – Hera Resource Estimate

The Resource Estimation has been completed by Mr Dean Fredericksen the Chief Operating Officer of YTC Resources Ltd who is a Member of the Australasian Institute of Mining and Metallurgy. Mr Dean Fredericksen has sufficient experience which is relevant to the style of mineralisation and type of deposit under consideration and to the activity which he is undertaking to qualify as a Competent Person as defined in the 2004 Edition of the 'Australasian Code for Reporting of Exploration Results, Mineral Resources and Ore Reserves.' Mr Fredericksen consents to the inclusion in this report of the matters based on his information in the form and context in which it appears.

Competent Persons Statement – Hera Ore Reserve

The Information in this report relating to Ore Reserves is based on work undertaken by Mr Michael Leak of Optiro Pty Ltd under supervision of Mr Sean Pearce. This report has been compiled by Sean Pearce, who is a Member of the Australasian Institute of Mining and Metallurgy. Sean Pearce has sufficient experience which is relevant to the style of mineralisation and type of deposit under consideration and to the activity which he is undertaking to qualify as a Competent Person as defined in the 2004 Edition of the 'Australasian Code for Reporting of Exploration Results, Mineral Resources and Ore Reserves.' Mr Pearce consents to the inclusion in this report of the matters based on his information in the form and context in which it appears.

Competent Persons Statement – 3KEL-Midway Resource Estimation

The resource estimates of oxide material at 3KEL and Midway have been performed by Dr William Yeo, MAusIMM, who is an employee of Hellman & Schofield Pty Ltd and who qualifies as a Competent Person under the meaning of the 2004 JORC Code. He consents to the inclusion of these estimates, and the attached notes, in the form and context in which they appear.