

Au

Cu

Pb

Zn

Ag

YTC
RESOURCES LIMITED

BUILDING A MID-TIER MINING COMPANY IN A WORLD CLASS TERRAIN



Au

Cu

Pb

Zn

Ag

YTC
RESOURCES LIMITED

DISCLAIMER

- This presentation has been prepared by YTC Resources Limited ("YTC" or the "Company"). It should not be considered as an offer or invitation to subscribe for or purchase any securities in the Company or as an inducement to make an offer or invitation with respect to those securities. No agreement to subscribe for securities in the Company will be entered into on the basis of this presentation. It is not to be distributed to third parties without the consent of YTC.
- This presentation contains forward-looking statements and projected drilling schedules that are not based on historical fact, including those identified by the use of forward-looking terminology containing such words as "believes", "may", "will", "estimates", "continue", "anticipates", "intends", "expects", "should", "schedule", "program", "potential" or the negatives thereof and words of similar import.
- Management of YTC cautions that these forward-looking statements are subject to risks and uncertainties that could cause actual events or results to differ materially from those expressed or implied by the statements. Management believes that the estimates are reasonable, but should not unduly be relied upon.
- YTC makes no representation, warranty (express or implied), or assurance as to the completeness or accuracy of these projections and, accordingly, expresses no opinion or any other form of assurance regarding them. Management does not intend to publish updates or revisions of any forward-looking statements included in this document to reflect YTC's circumstances after the date hereof or to reflect subsequent market analysis.
- By its very nature exploration for gold and copper is a high risk business and is not suitable for certain investors. YTC securities are speculative. Potential investors should consult their stockbroker or financial advisor. There are a number of risks, both specific to YTC and of a general nature which may affect the future operating and financial performance of YTC and the value of an investment in YTC including and not limited to economic conditions, stock market fluctuations, gold, copper and silver price movements, regional infrastructure constraints, securing drilling rigs, timing of approvals from relevant authorities, regulatory risks, operational risks, reliance on key personnel and foreign currency fluctuations.
- You should not act or refrain from acting in reliance on this presentation material. This overview of YTC does not purport to be all inclusive or to contain all information which its recipients may require in order to make an informed assessment of the Company's prospects. You should conduct your own investigation and perform your own analysis in order to satisfy yourself as to the accuracy and completeness of the information, statements and opinions contained in this presentation before making any investment decision.

Au

Cu

Pb

Zn

Ag


YTC
 RESOURCES LIMITED

INVESTMENT HIGHLIGHTS

HERA-NYMAGEE PROJECT

NEAR TERM DEVELOPMENT OF AN EVOLVING MAJOR COBAR STYLE MINERAL SYSTEM

STAGE 1: HERA DEPOSIT (YTC-100%) – DFS COMPLETE – PERMITTING APPROVED

- Near-term, **high-grade gold-lead-zinc-silver** development
- Project financing pending
- Operating costs of A\$395/ounce (after Pb-Zn credits)
- Hera deposit open to north and south

STAGE 2: NYMAGEE DEPOSIT (YTC-95%) – EXPANDING COPPER DISCOVERY

- Maiden Resource: 8.1Mt @ 1.2% Cu, 0.3% Pb, 0.7% Zn and 9g/t Ag
- **High grade copper-lead-zinc & silver** open to north and at depth
- Strong geological analogue to the giant CSA Mine

Hera –Nymagee Deposit: Contained Metal in JORC Resources*

	Gold (Oz)	Silver (Oz)	Copper (Tonnes)	Lead (Tonnes)	Zinc (Tonnes)
HERA DEPOSIT	321,832	1,308,320	4,042	67,278	93,870
NYMAGEE DEPOSIT	-	2,342,638	95,935	26,964	52,963
TOTALS	321,832	3,650,958	99,977	94,242	146,833

*Refer Appendix 1– Resources and Reserves

Au

Cu

Pb

Zn

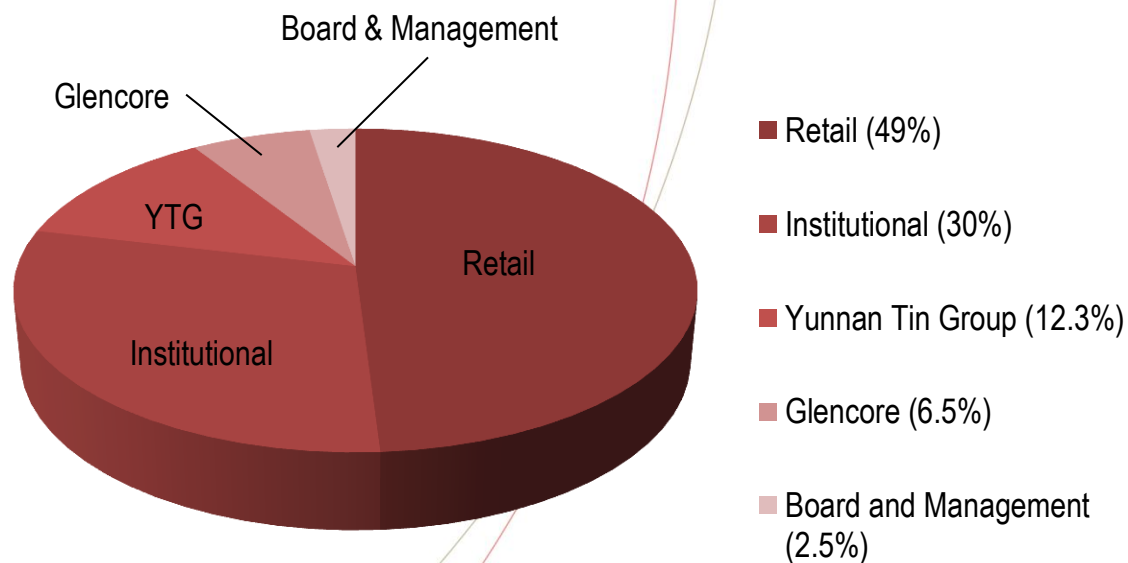
Ag


YTC
 RESOURCES LIMITED

CORPORATE SNAPSHOT

Shares on issue	252.7 m
Options on issue	2.915m
Market Cap (at 30c/share)	\$75.8m
Cash (30 June 2012)	\$15.1m
Enterprise Value	\$ 60.7m

Major Shareholders (approx. %)



Au

Cu

Pb

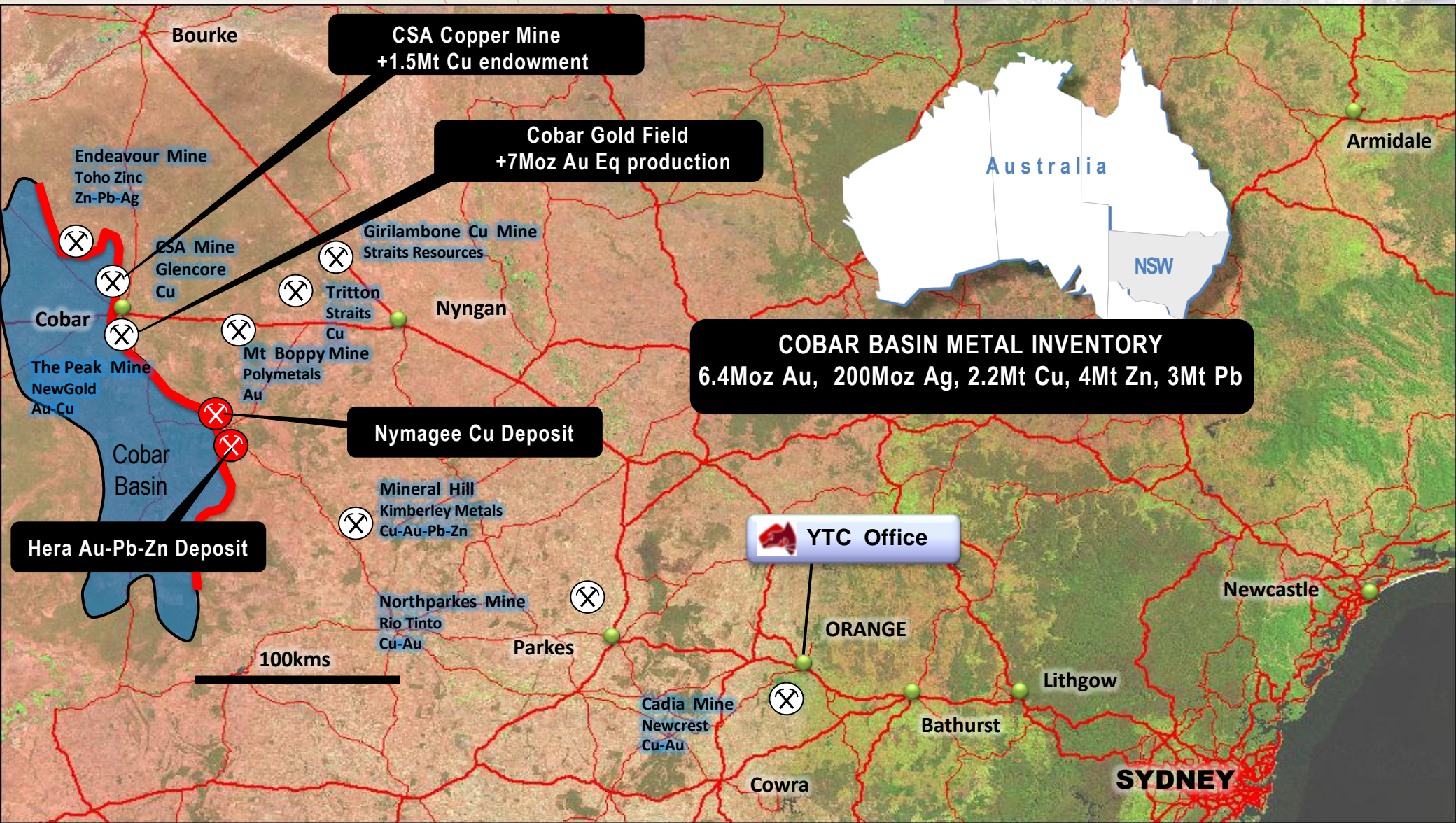
Zn

Ag

YTC
RESOURCES LIMITED


PROJECT LOCATION

COBAR BASIN IS A WORLD CLASS METALLIFEROUS PROVINCE




COBAR BASIN DEPOSITS

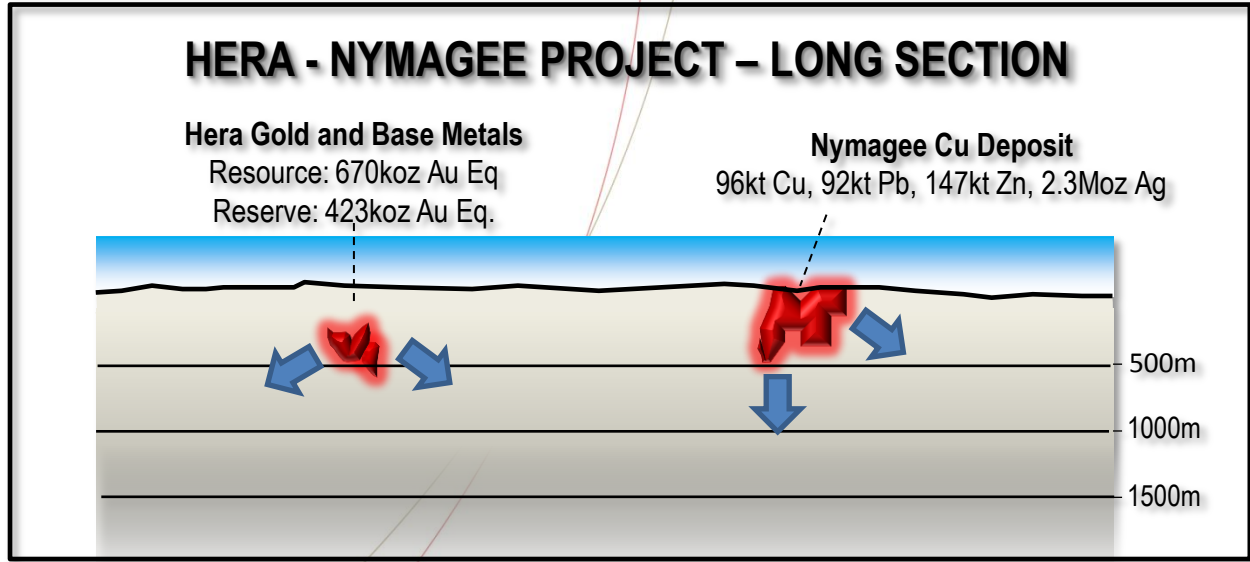
LONG LIFE, HIGH GRADE – VERTICAL CONTINUITY



COBAR DISTRICT – LONG SECTION



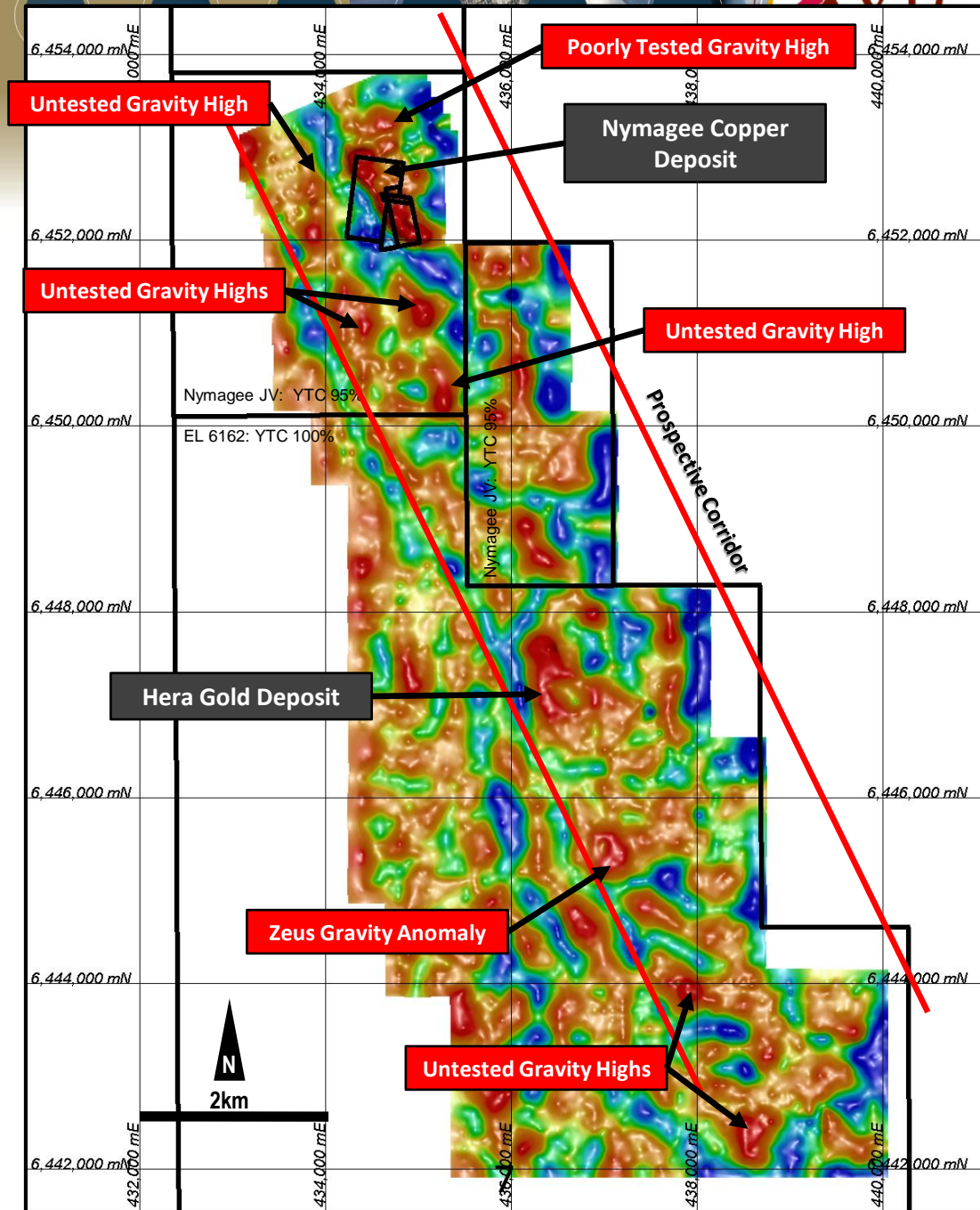
HERA - NYMAGEE PROJECT – LONG SECTION



PROSPECTIVITY

HERA-NYMAGEE CORRIDOR

- The Hera & Nymagee deposits are both marked by prominent gravity highs
- Numerous gravity targets defined by detailed ground gravity along 7km of strike.
- Hera-Nymagee corridor evolving into Cobar field equivalent



Au

Cu

Pb

Zn

Ag

YTC
RESOURCES LIMITED

STAGE 1 – HERA DEVELOPMENT

HERA DFS COMPLETE – SEPTEMBER 2011**

- Hera DFS confirms a financially & technically robust project producing gold-silver doré bars and a bulk lead-zinc concentrate
- Resource 677,200 ounces Au Eq. at grade of 8.6g/t Au Eq*
- Reserve 423,471 ounces Au Eq. at grade of 7g/t Au Eq*
- Minimum 7.3 year mine life
- >A\$510 million revenue generated in Stage 1
- Net Revenue (pre tax profit):
 - \$94.8m at Au = A\$1450/oz
 - \$152m at Au = A\$1750/oz
- Production of >390,000 ounces (gold equivalent) over life of mine
- Average annual production exceeds 50,000 Au Eq. ounces over life of mine
- Life of Mine gold recovery of 94%
- Operating costs of A\$395 per ounce (after Pb-Zn credits)
- Pre-Production capital of \$73.5m

*Refer Appendix 2– Gold Equivalent Calculations

** Refer Appendix 5 – Hera DFS Detail

Au

Cu

Pb

Zn

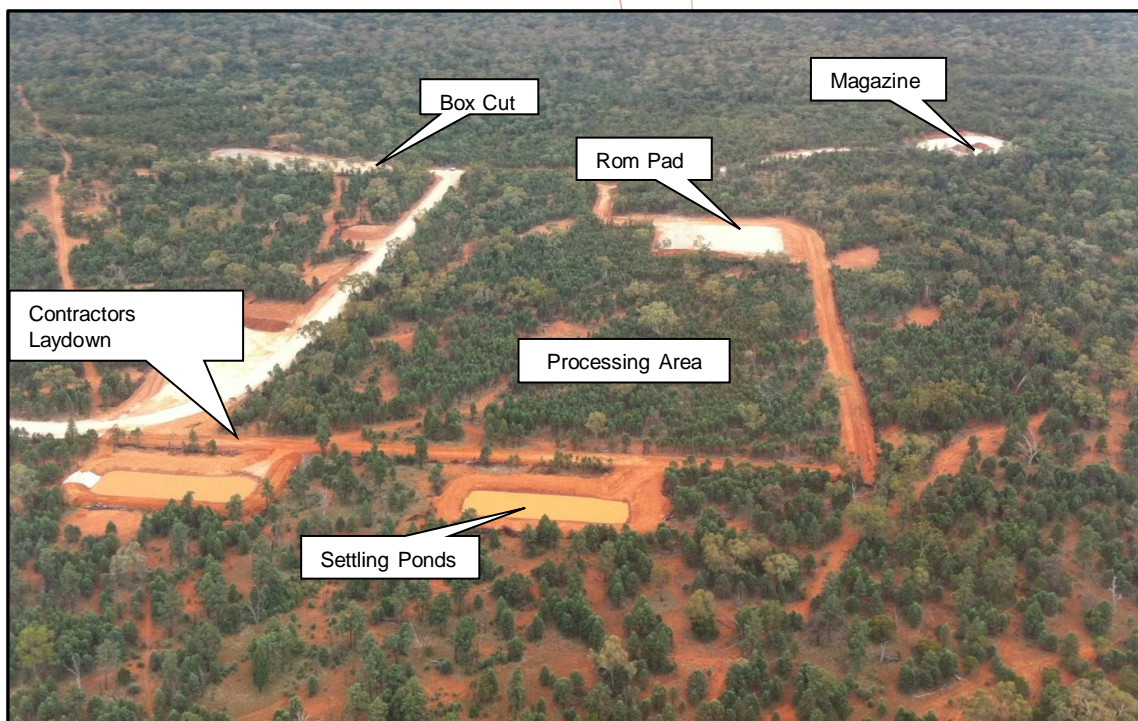
Ag

YTC
RESOURCES LIMITED

STAGE 1 – HERA DEVELOPMENT

DEVELOPMENT STATUS

- Stage 1 earthworks complete including Hera boxcut under existing Part 5 Approval
- Mining Lease Lodged January 2012
- NSW State Project Approval Received – 1st August 2012



Process Area Layout – 3D View

Au

Cu

Pb

Zn

Ag

YTC
RESOURCES LIMITED

STAGE 1 – HERA DEVELOPMENT

DEVELOPMENT STATUS



Completing the Decline Sediment Ponds

Hera Boxcut Complete



Au

Cu

Pb

Zn

Ag

YTC
RESOURCES LIMITED

HERA EXPLORATION

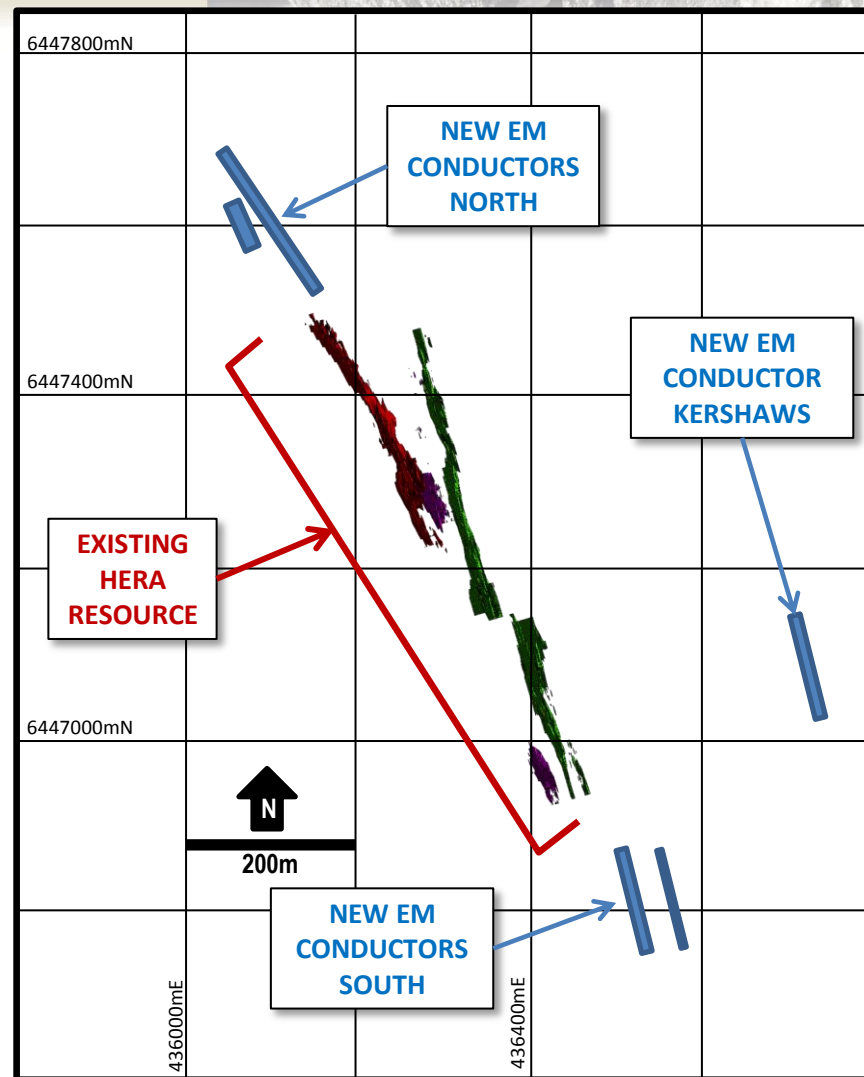
HERA DEPOSIT EXPANDING

DHEM EXTENDS HERA TO NORTH, SOUTH AND EAST

Hera Downhole EM (DHEM) survey now complete, with three high priority targets generated.

All three target areas generated by the DHEM provide support to Hera hosting a “double plunge”

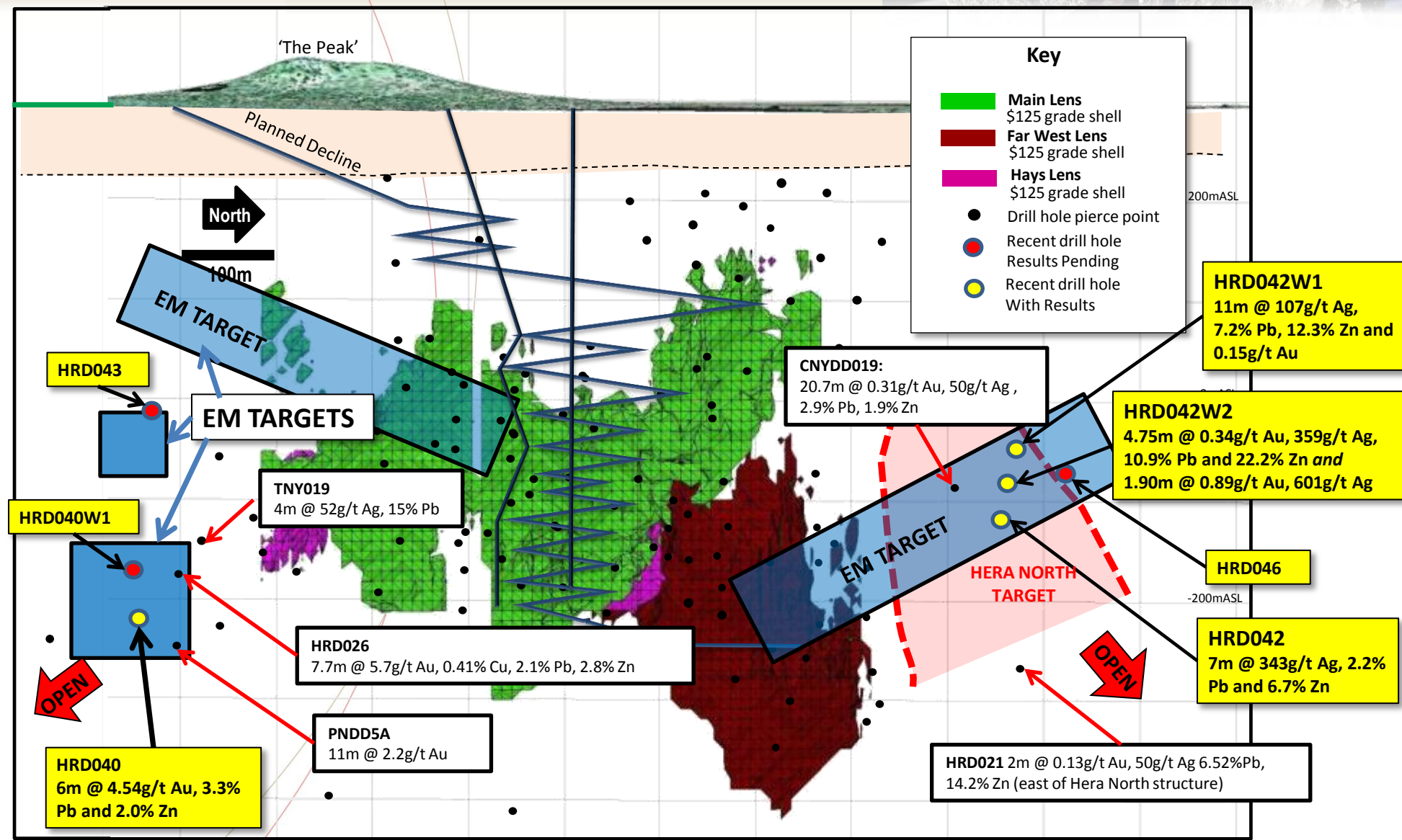
Drilling underway.





HERA EXPLORATION

HERA DEPOSIT EXPANDING



Au

Cu

Pb

Zn

Ag

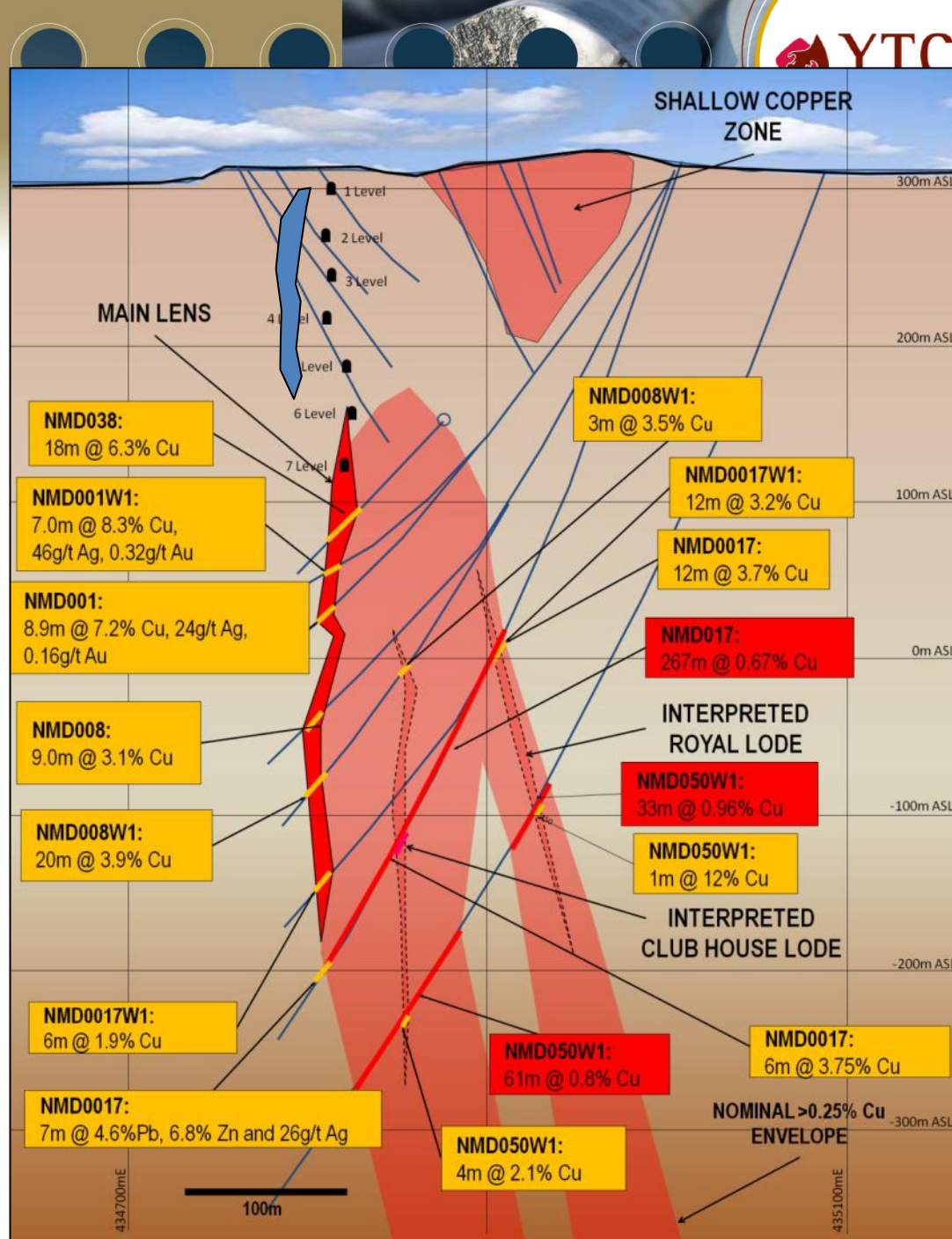
NYMAGEE

BIG COPPER SYSTEM: OPEN AT DEPTH

- Maiden JORC Nymagee Resource in Dec 2011, after discovery of high grade copper in Oct 2010.
- 8.1Mt @ 1.2% Cu, 0.3% Pb, 0.7% Zn and 9g/t Ag
- Open to the north and at depth
- Represents an analogue to the upper part of a CSA style copper system
- Deep drilling results show the Nymagee copper system now extends beyond 500m vertical
- High-grade massive sulphide to ~400m vertical, including:

NMD038:	18m @ 6.3% Cu and 26g/t Ag
NMD001:	8.9m @ 7.2% Cu and 24 g/t Ag
NMD008W1:	20m @ 3.9% Cu
- Results for **deepest hole to date** show the copper system continuing at depth:

NMD50W1: 240m @ 0.4% Cu (bulk interval) includes
33.3m @ 0.96% Cu from 422.42m, and
61.0m @ 0.8% Cu from 547m,
- Results strongly encouraging for vertical extensions of economic mineralisation



Au

Cu

Pb

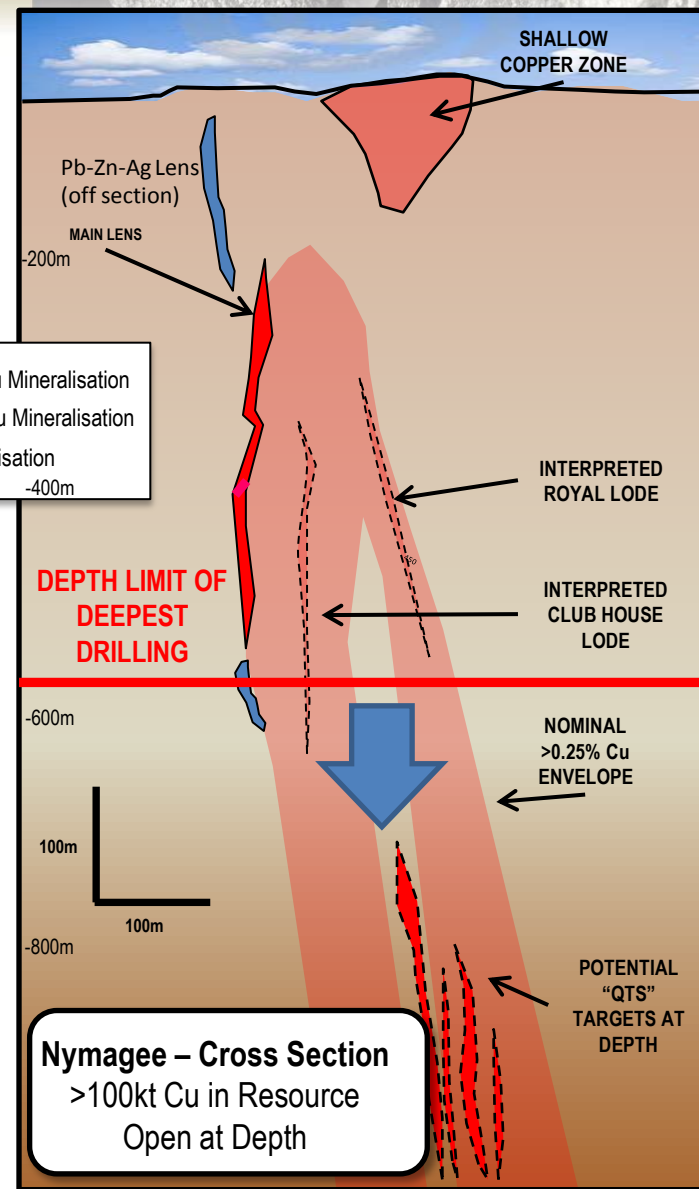
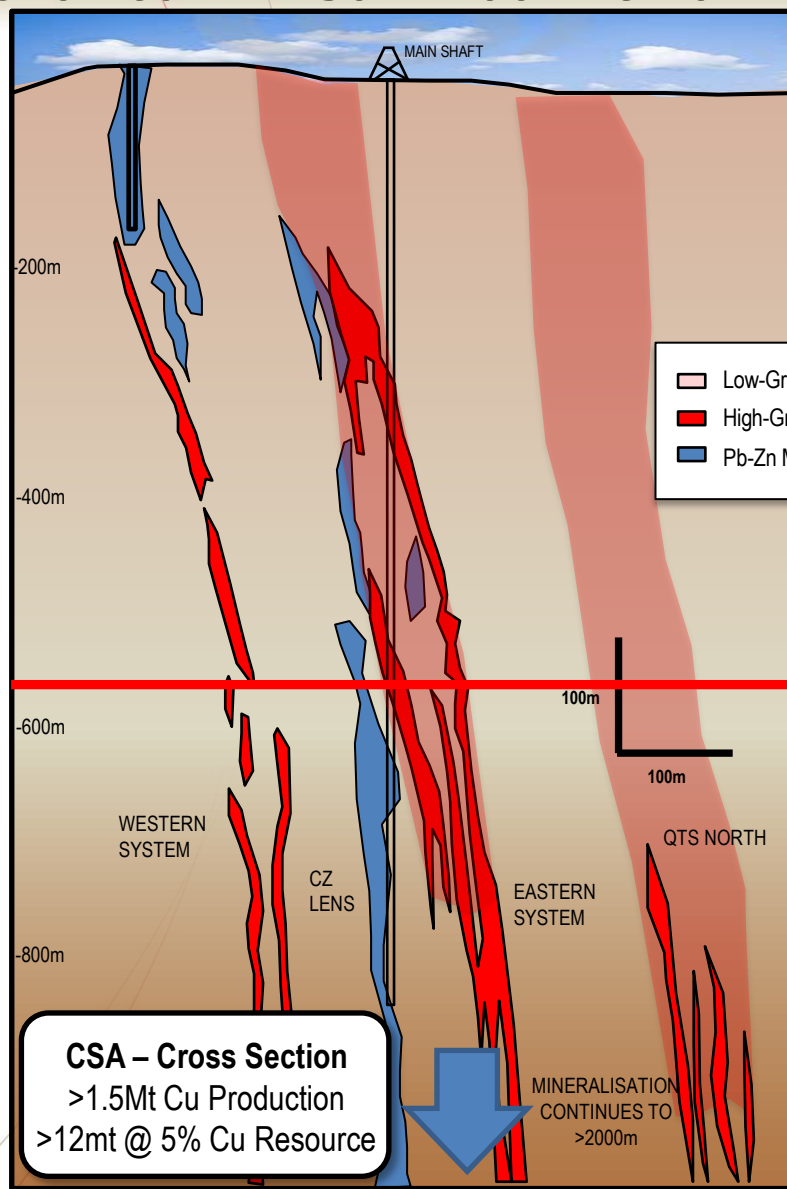
Zn


Ag

NYMAGEE COPPER DEPOSIT vs CSA

SCHEMATIC CROSS SECTION COMPARISON - LOOKING NORTH

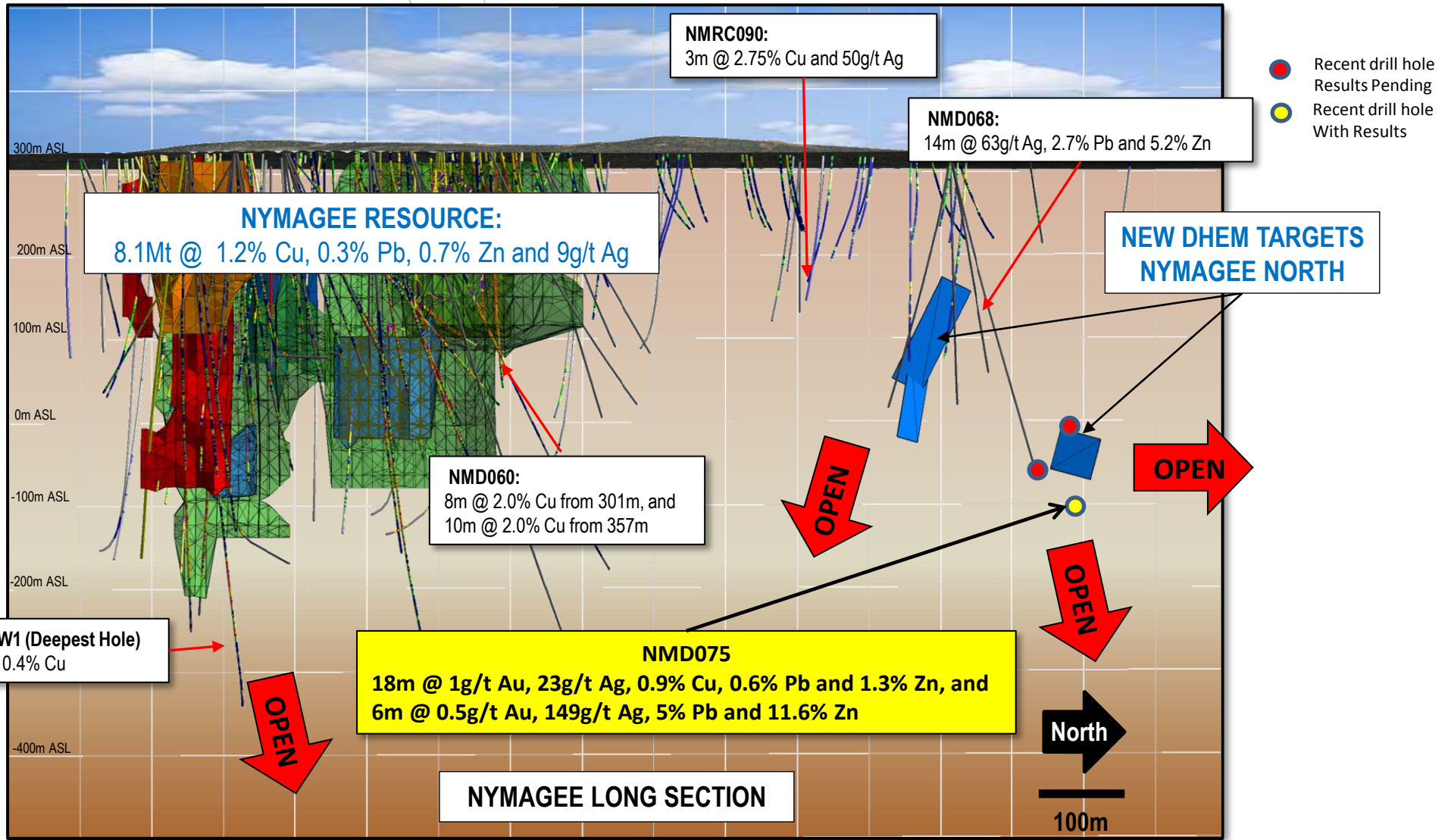
- Nymagee evolving as the upper part of a 'CSA' style Cobar deposit
- Model suggests increasing copper grade with increasing depth
- Additional 1.5km depth potential to explore





NYMAGEE EXPLORATION

OPEN TO NORTH AND AT DEPTH



Au

Cu

Pb

Zn

Ag

YTC
RESOURCES LIMITED



SUMMARY

- **Hera DFS confirms a financially & technically robust project as Stage 1**
 - >\$510 million in revenue in Stage 1 alone
 - Operating Costs of A\$395/oz (after Pb-Zn credits)
- **Stage 1 development establishes strong foundation for development of Nymagee in Stage 2**
- **Hera Project Permits Approved – August 2012**
- **First Stage of Hera Earthworks complete**
- **Project Financing pending**
- **Feasibility Study evaluating integration of Hera-Nymagee continuing**
- **Hera & Nymagee are expanding deposits**
 - Economic intersections along strike and at depth
- **Experienced management and board assembled for transition from explorer to developer/producer**

Au Cu Pb Zn Ag

BUILDING A MID-TIER MINING COMPANY

GROWTH ASSETS IN A PREMIER MINING ADDRESS



Au

Cu

Pb

Zn

Ag

**YTC**
RESOURCES LIMITED

THANK YOU



YTC Resources Limited
ASX:YTC

2 Corporation Place
ORANGE NSW 2800

T: +61 2 6361 4700

E: office@ytcresources.com

www.ytcresources.com

Au

Cu

Pb

Zn

Ag

APPENDIX 1: RESOURCES AND RESERVES

MINERAL RESOURCE ESTIMATE- HERA DEPOSIT - JUNE 2011


Category	Tonnes	NSR (A\$)	Au g/t	Ag g/t	Cu %	Pb %	Zn %	Au Eq (g/t)	Contained Au Ozs Eq
Indicated	2,113,000	243	4.2	17.0	0.2	2.8	3.9	9.2	
Inferred	330,000	207	3.5	14	0.1	2.3	3.3	7.5	
Total	2,444,000	238	4.1	16.7	0.2	2.8	3.8	8.6	677,200

PROBABLE ORE RESERVE: HERA DEPOSIT – DFS: SEPT 2011

SOURCE	Tonnes	Au (g/t)	Ag (g/t)	Cu (%)	Pb (%)	Zn (%)	Au Eq (g/t)	Contained Au Ozs Eq
Development Sub-total	278,158	2.86	13.06	0.13	2.26	3.19		
Stope Sub-Total	1,597,760	3.72	15.39	0.17	2.56	3.55		
MINE PROBABLE RESERVE	1,875,918	3.59	15.04	0.16	2.51	3.50	7.00	423,471

MINERAL RESOURCE ESTIMATE- NYMAGEE DEPOSIT – DEC 2011

Description	Cut Off	Tonnes	Cu %	Pb %	Zn %	Ag g/t
INDICATED						
Shallow Cu Resource (above 90mRL)	0.3% Cu	5,147,000	1.00	0.10	0.20	5
Deeper Cu Resource (below 90m RL)	0.75% Cu	1,984,000	1.80	0.30	0.60	11
Lead-Zinc-Silver Lens	5% Pb + Zn	364,000	0.50	4.40	7.80	41
INFERRED						
Deeper Cu Resource (below 90m RL)	0.75% Cu	601,000	1.30	0.10	0.20	8
GLOBAL		8,096,000	1.20	0.30	0.70	9
Contained Metal (tonnes)			96,000	27,000	53,000	69



APPENDIX 2

GOLD EQUIVALENT CALCULATIONS – HERA DFS & HERA RESERVE

This presentation makes references to the Hera Ore Reserve, DFS outputs and metal equivalents. It is the Company's opinion that all the elements included in the metal equivalents calculation have a reasonable potential to be recovered.

Au Equivalent calculation formula = (Metal price x metal grade) ÷ (gold price per oz ÷ 31.1)

The following metal prices, exchange rates and metal recoveries and payabilities were used for the calculation of a gold equivalent.

Metal	Recovery	Payability	Source
Au	94%	100%	YTC Metallurgical testwork and Marketing Study
Cu	88%	0%	YTC Metallurgical testwork and Marketing Study
Pb	91%	95%	YTC Metallurgical testwork and Marketing Study
Zn	90%	85%	YTC Metallurgical testwork and Marketing Study
Ag to dore	47%	100%	YTC Metallurgical testwork and Marketing Study
Ag to Bulk Con	46%	0%	YTC Metallurgical testwork and Marketing Study

Metal	Price	Source
Au	US\$1450/oz	20% discount to spot
Pb	US\$2,500/t	LME 15 month buyer
Zn	US\$2,318t	LME 15 month buyer
Ag	US\$32/oz	20% discount to spot
AUD/USD	1.00	Consensus Forecast

Au

Cu

Pb

Zn

Ag

APPENDIX 3

GOLD EQUIVALENT CALCULATIONS – HERA RESOURCE

This presentation makes a number of references to metal equivalents. These metal equivalent values refer to those included with Hera Resource Estimate released to the ASX on 2nd June 2011

It is the company's opinion that all the elements included in the metal equivalents calculation have a reasonable potential to be recovered.

Au Equivalent calculation formula = (Metal price x metal grade) ÷ (gold price per oz ÷ 31)

The following metal prices, exchange rates and metal recoveries and payabilities were used in the estimation of “net recoverable ore value per tonne (NSR)” and for the calculation of a gold equivalent.

Metal	Recovery	Payability	Source
Au	94%	100%	YTC Metallurgical testwork and Marketing Study
Cu	88%	0%	YTC Metallurgical testwork and Marketing Study
Pb	91%	95%	YTC Metallurgical testwork and Marketing Study
Zn	90%	85%	YTC Metallurgical testwork and Marketing Study
Ag to dore	47%	100%	YTC Metallurgical testwork and Marketing Study
Ag to Bulk Con	46%	0%	YTC Metallurgical testwork and Marketing Study

Metal	Price	Source
Au	US\$1200/oz	90% of Consensus forecast, to May 2013 <i>Consensus economics, May2011</i>
Cu	US\$8,370/t	90% of Consensus forecast, to May 2013 <i>Consensus economics, May2011</i>
Pb	US\$2,420/t	90% of Consensus forecast, to May 2013 <i>Consensus economics, May2011</i>
Zn	US\$2,425/t	90% of Consensus forecast, to May 2013 <i>Consensus economics, May2011</i>
Ag	US\$27/oz	90% of Consensus forecast, to May 2013 <i>Consensus economics, May2011</i>
AUD/USD	0.90	

Anthony Wehby <i>Non-Executive Chairman</i>	<p>Partner of PricewaterhouseCoopers Australia (Coopers & Lybrand) for 19 years specialising in the provision of corporate finance advice. Anthony is based in Sydney and maintains a consulting practice providing advice on mergers and acquisitions, IPO's, funding and valuations</p>
Gary Comb <i>Non-Executive Director</i>	<p>Mr Comb is an engineer and mining industry veteran with over 26 years experience in the Australian Mining Industry. From 2003, Mr Comb was Managing Director of Jabiru Metals Limited, taking the Jaguar Copper/Zinc Project from discovery through feasibility, construction to operations. Jabiru Metals was taken over by Independence Group Limited for A\$532 million in 2011.</p>
Mark Milazzo <i>Non-Executive Director</i>	<p>Mr Milazzo is a Mining Engineer with 30 years experience in mining operations. Mr Milazzo was previously the General Manager of BHP's Olympic Dam Mine, Western Mining Corporation's Kambalda Nickel Operations and the General Manager of mining contractor HWE Mining. He is a Fellow of the Australasian Institute of Mining and Metallurgy.</p>
Robin Chambers <i>Non-Executive Director</i>	<p>A lawyer with over 30 years experience in the resources sector. He is the Senior Partner of Chambers & Company, an international law firm based in Melbourne, and Special Counsel – China for its affiliate, the New York law firm of Chadbourne & Parke (Beijing, China).</p>
Christine Ng <i>Non-Executive Director</i>	<p>Christine is an Executive Director of China Yunnan Tin Minerals Group Co. Ltd (listed on Hong Kong Stock Exchange).</p>
Dr Wenxiang Gao <i>Non-Executive Director</i>	<p>Over 20 years experience as a senior mining engineer in China. Dr Gao is the General Manager of Yunnan Tin Group, the world's largest tin producer.</p>
Rimas Kairaitis <i>Managing Director</i>	<p>Geologist with over 18 years experience in minerals exploration and resource development in gold, base metals and industrial metals. Mr Kairaitis has a strong record of exploration success in NSW.</p>

Au

Cu

Pb

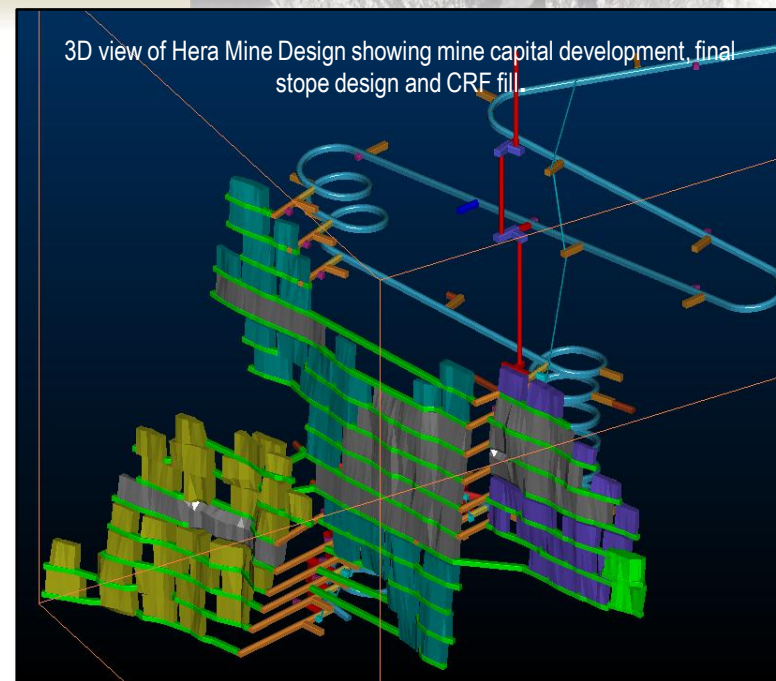
Zn

Ag

APPENDIX 5: STAGE 1 – HERA DEVELOPMENT

DFS – SEPTEMBER 2011

	HERA DFS
Diluted Reserve (tonnes)	1,875,918
Diluted Reserve Grade <ul style="list-style-type: none"> g/t Au (on gold equivalent basis) Net Smelter Return (NSR) 	7g/t Au Eq. \$218 / tonne
Mine Life (box cut to last revenue)	7.3 years
Mining & Process Rate	350,000 tpa
Payable Metal Production <ul style="list-style-type: none"> Gold Production (to dore) Silver Production (to dore) Zinc Production Lead Production Gold Equivalent Production 	204,274 ounces 426,860 ounces 63,439 tonnes 43,399 tonnes 352,324 ounces
Operating Costs <ul style="list-style-type: none"> Mining Milling Offsite costs Administration 	\$72.79 / tonne \$34.55 / tonne \$49.33 / tonne \$14.25 tonne
Operating Margin (after mining and milling)	\$105.33 / tonne
Operating Costs (after Pb-Zn credits)	\$394.60 / Au ounce
Pre-Production Capital Costs (to first ore)	\$73.5 million
Net Revenue (pre-tax Profit) <ul style="list-style-type: none"> A\$1,450/oz gold price A\$1,750/oz gold price 	\$94.8 million \$152 million



Key DFS Inputs

Item	Input	Units	Source
Lead Price	\$2,500	US\$/Tonne	LME 15 month buyer
Zinc Price	\$2,318	US\$/Tonne	LME 15 month buyer
Gold Price	\$1,450	US\$/Ounce	20% discount to spot
Silver	\$32	US\$/Ounce	20% discount to spot
Gold Recovery to Dore	94%	Recovery	DFS Metallurgy Study
Silver Recovery to Dore	47%	Recovery	DFS Metallurgy Study
Lead Recovery to bulk Con	91%	Recovery	DFS Metallurgy Study
Zinc Recovery to bulk Con	90%	Recovery	DFS Metallurgy Study
Bulk Concentrate Grade	56%	Pb + Zn	DFS Metallurgy Study
Exchange Rate	1.00	AUD/USD	Consensus Forecast

All \$ figures are as Australian Dollars

Au

Cu

Pb

Zn

Ag

YTC
RESOURCES LIMITED

APPENDIX 6: YTC SENIOR MANAGEMENT

BUILDING AN EXPERIENCED OPERATIONS TEAM

Dean Frederickson –Chief Operations Officer (COO)

Dean closely involved with YTC for the last 2.5 years as a consultant. Dean was closely involved on the assessment and Feasibility of the Hera and Nymagee Projects since 2009. Dean brings over 20 years mine geology and project assessment experience to YTC with companies including ACM, MPI, Newcrest & Sino Gold.

Sean Pearce –Hera Project – General Manager

Sean Pearce is a Mining Engineer and has over 23 years operational experience in underground metalliferous mines. Sean joins the company from Peak Gold Mines in Cobar, where he was Mining Manager since 2007. Sean will initially be based in the YTC offices in Orange, and will work closely with Dean and Stuart Jeffrey on the completion of the Hera DFS. He will then take on the site management as the Project moves into mine construction and commissioning.

Stuart Jeffrey – Principal Geologist – Hera & Nymagee Projects

Stuart brings 20 years of both exploration and mine geology experience to the Hera and Nymagee Projects, including a close association with the Hera Project extending back to 2004. Stuart has experience with a broad range of Companies including BHP, Triako and CBH Resources





COMPETENT PERSONS STATEMENTS

Competent Persons Statement – Exploration Results

The information in this presentation that relates to Exploration Results is based on information compiled by Rimas Kairaitis, who is a Member of the Australasian Institute of Mining and Metallurgy. Rimas Kairaitis has sufficient experience which is relevant to the style of mineralisation and type of deposit under consideration and to the activity which he is undertaking to qualify as a Competent Person as defined in the 2004 Edition of the ‘Australasian Code for Reporting of Exploration Results, Mineral Resources and Ore Reserves.’ Mr Kairaitis consents to the inclusion in this report of the matters based on his information in the form and context in which it appears.

Competent Persons Statement – Hera Resource Estimate

The Resource Estimation has been completed by Mr Dean Fredericksen the Chief Operating Officer of YTC Resources Ltd who is a Member of the Australasian Institute of Mining and Metallurgy. Mr Dean Fredericksen has sufficient experience which is relevant to the style of mineralisation and type of deposit under consideration and to the activity which he is undertaking to qualify as a Competent Person as defined in the 2004 Edition of the ‘Australasian Code for Reporting of Exploration Results, Mineral Resources and Ore Reserves.’ Mr Fredericksen consents to the inclusion in this report of the matters based on his information in the form and context in which it appears.

Competent Persons Statement – Hera Ore Reserve

The Information in this report relating to Ore Reserves is based on work undertaken by Mr Michael Leak of Optiro Pty Ltd under supervision of Mr Sean Pearce. This report has been compiled by Sean Pearce, who is a Member of the Australasian Institute of Mining and Metallurgy. Sean Pearce has sufficient experience which is relevant to the style of mineralisation and type of deposit under consideration and to the activity which he is undertaking to qualify as a Competent Person as defined in the 2004 Edition of the ‘Australasian Code for Reporting of Exploration Results, Mineral Resources and Ore Reserves.’ Mr Pearce consents to the inclusion in this report of the matters based on his information in the form and context in which it appears.